

Nanaimo Quilters Guild

Volume 41 Issue 10 ~ June 2025

www.islandquilters.ca

Guild Picnic

June 18, 4:00 - 7:00 Transfer Beach Ladysmith. Bring:

**Food to share, lawn chair,
Dishes, utensils and cup
Show and Share
Bathing Suit for Swimming Ha Ha**

The Guild is providing coffee and tea, if you want cold drinks bring your own. Washrooms on site. There is power at the site.

Good money was spent on the venue so please come and support your guild!

Next Meeting

September 17, Nanaimo Curling Club, doors open at 1:00 and 6:00 pm, meeting starts at 1:30 and 6:30 pm

Newsletter Deadline

August 22 for September

*In our newsletters' **online version**, blue lettering gives a live link to websites and email addresses. Best viewed in Google Chrome (may not work on a Mac).*

See what our Guild and its members are up to. You can submit photos of your quilts to our Facebook and Instagram sites. Click on the FACEBOOK link [here](#)

Guild Website

The Members Only section password is printed on the back of your membership card. If you have something of interest for our Guild web site, please send it to Sue Creba at smcreba@gmail.com

Presidents' Pen

As we wind down another Guild year, we are all no doubt looking forward to gearing up our summer activities. Before that happens, we'd like to thank everyone who supported the Guild this year, in ways big or small, and made it another successful and memorable few months time. Whether you organized events, attended workshops, served coffee, checked out books, sold tickets, zoomed into a sew-in, donated quilts or just attended meetings, it all contributed to the sense of community we share.

We would like to acknowledge the following members who served on committees and the Executive this past year for their many contributions to the Guild:

BoM: Lidia Hak

CQA: Christine Hustins

Challenge: Vicki Dodds and Jeanette Blackmore

Hospitality (evening): Sandra Radley and Val Ansell

Newsletter Mailing: Linda Campbell

Program: Vicki Zoltay, Judy Hunter, Lorraine Daley

Quilt Bee: Leslie Millward

Retreat: Lorraine Daley, Vicki Zoltay, Judy Hunter

One further occasion to get together will be the annual picnic, this year being held in Ladysmith at Transfer Beach on June 18. Thank you to Trish Thompson, along with Janet Knecht and Bonnie Dormuth, for volunteering to organize the picnic. See more details at left.

Check out the Programs and Workshops for 2025-26 (pages 5 - 7). Sign-up for the workshops will begin at our September meeting. There are a wide variety of activities planned with something for everyone.

We hope your summer activities will include planning or working on a special quilt, and that we all come back in September ready 'n raring to launch into NQG Quilt Show Year! Have a great summer, everyone!

Ellen Ellis & Kathleen Kane, Co-Presidents

Quilt Bee January 26, 2026

Our Quilt Bee will take place Saturday January 26, 2026 at Oliver Woods Community Centre. I am in the process of putting kits together if you would like to sew prior to the Bee. This fall we will also have kits for bags and Christmas stockings. I will bring kits to our guild meetings. *Joan Irving*

Quilts of Valour

I did a QOVC presentation at both Parksville Guild meetings in April. I am hoping to inspire them to make quilts for QOVC. At present I have 6 outstanding nominations for quilts. I can provide quilters with wide backing and batting if needed. Please contact me if you need supplies. The QOVC website quiltservalour.ca is a great resource for ideas and free patterns.

Your support is greatly appreciated. *Joan Irving*



Membership

We have started receiving membership renewals for our 2025-2026 season. Thank you to all who have already renewed. You can still renew, and new members can join, over the summer months by filling out the membership form in this newsletter (page 15) or find it on the Guild website islandquilters.ca (under the Membership tab).

The form can be printed and mailed or there is also a fillable pdf form that can be saved and emailed to membershipnqg@gmail.com

Membership is \$40 for the year with a charge of \$16 for those who want the newsletter mailed. Payment is accepted by cheque, or e-transfer to membershipnqg@gmail.com Mailings can be sent to: Nanaimo Quilters' Guild, P.O. Box 943, Nanaimo, BC V9R 5N2

Your receipt and new membership card will be available for pickup at the September meeting.

The 2025-2026 session is a Quilt Show Year, so your membership must be up to date by the end of September if you want to enter our Show in May 2026.

Have a great summer and keep on quilting!

Barb Kerfoot & Laura Beswick , Membership



Placemats

Two beautiful placemats were turned in at the May meeting. This leaves us ending the guild year with 253 placemats and 25 tea cozies. This is a good start for December's giving. Here is our year end report:

We started the guild year with 213 placemats and 28 tea cozies. From September to December we took in 224 placemats and 24 tea cozies. This left us with 437 placemats and 52 tea cozies for Christmas giving.

Placemats donated: 185 to Meals on Wheels (MOW) Nanaimo, 24 to MOW Gabriola Island, 6 with matching tea cozies to MOW Ladysmith, and 200 placemats and 43 tea cozies to the Salvation Army.

We started January 2025 with 21 placemats and 3 tea cozies. From January to May we took in 232 placemats and 22 tea cozies.

We now have a 3 month break from meetings. Hopefully you will all have time to make more quilts and turn those left over scraps into placemats. Looking forward to seeing them all in September!

Thank you all so much for your generosity. And thank you to Laura Beswick, who has graciously offered to look after the placemats taken in at the evening meetings.

Your Placemat Committee, Heather, Norma, Maureen



Gala Fabrics
738 Caledonia Ave
Victoria, BC
V8T 1E5

T: 250.389.1312
E: info@galafabrics.com
W: galafabrics.com



Harbour City
FABRICS

Your new favourite quilt shop is online only!

www.harbourcityfabrics.com
Victoria, BC



Library

Our second year as a team has gone by very quickly. Thank you to everyone who recently received an overdue notice and promptly responded.

Sign-out of new materials was brisk. As always, we look forward to the September Show and Share highlighting projects inspired by books signed out at the May meeting.

The last 3 books purchased this year arrived as our May AGM was in progress. They will be on display on the window ledge in September.

Beautiful Landscape Quilts by Joyce Becker
 Quilting with Panels and Patchwork by Shannon Arnstein
 Classic to Contemporary String Quilts by Mary Hogan
 Enjoy your summer. *The Library Team*

CQA Report

CQA is gearing up for their annual juried show, taking place this year in Toronto from June 19-21. Information is available at canadianquilter.com/quilt-canada-2025/

The association is looking for volunteers in various jobs both at the upcoming show and for the CQA in general. You can find info on that on the website as well.

And don't forget to check out the fun gallery section for lots of photos, such as Barn Quilts, the Sustainability Challenge entries from 2023, Youth Challenges and more.

The JN Harper 2025 Youth Challenge photos are up and you can vote on your favourite here...

canadianquilter.com/2025-youth-challenge-gallery/

And finally, this is my last report as CQA Liaison. Susan Gaudion has agreed to take over this volunteer position and we'll look forward to her keeping us in the loop with CQA activities month to month. Thanks Susan!

Happy summer sewing everyone, *Christine Hustins*

"LOST" at the 40th Anniversary Tea:

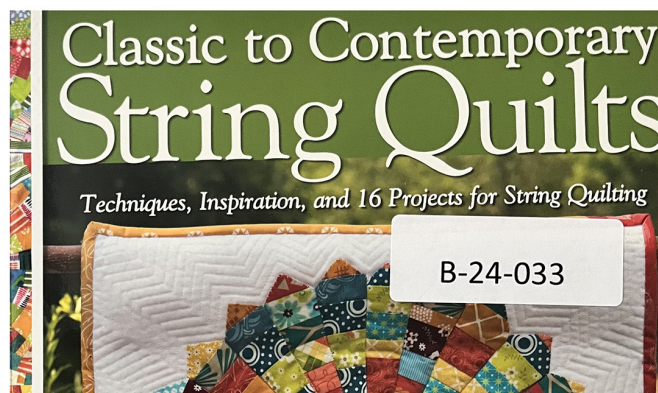
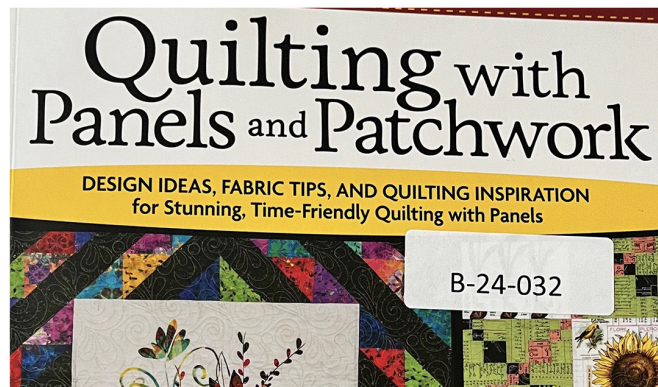
One Royal Albert saucer belonging to Audrey Hale, Petit Point Pattern. Contact Audrey or Janet Knecht. Judy Peterson is also missing a saucer - the name of the pattern is Old Country Rose. Contact Judy or Janet

NanGo Grannies Fabric Sale Donations

The NanGo Grannies are now collecting clean, unused quilting fabric (any size), sewing & quilting notions, yarn and garment fabric (minimum size 1/2 meter) for our **Giant Fabric Sale on Saturday, September 27**. Sorry, we no longer accept upholstery fabric. We accept donations until August 25. We can pick donations up, or you can drop them off. Call Sue at 250-753-3371 to arrange, or if you have any questions. All proceeds from this sale go to the Stephen Lewis Grandmothers to Grandmothers campaign supporting grandmothers and community groups working to provide assistance with HIV and AIDS in sub-Saharan Africa.

NQG Box 943 Nanaimo BC V9R 5N2 Like us on Facebook: Nanaimo Quilters' Guild

Editor smcreba@gmail.com



Program

I hope everyone who participated in the Studio Tour enjoyed themselves. Isn't it amazing the (small) amount of space some quilters need? And we got some good ideas for storage. If you watched the Sampler Platter, there were some interesting tips. My favorite was the Improv Hexies. I'm looking forward to next year. THANK YOU to my Program team. *Vicki Zoltay, for Lorraine Daley and Judy Hunter*

NQG Quilt Show May 28-31 2026

The first show meeting was held May 22, 2025. A general discussion was held regarding new ideas for our show:

- to have guild members vote Thursday night and early Friday morning so winning rosettes can be on the quilts prior to opening or by noon at the latest.

- the general public voting only on their favourite which becomes Viewers' Choice. Also discussed whether to have fewer ribbons.

- raising the members' fee to enter items in the Boutique from 10% to 15% or 20%. The committee will discuss and recommend.

- having a row of Vintage quilts from 1960 and older.

- have Demos on Friday only with a sew-in for the public on Saturday. This would give attendees a chance to sew for charities, and/or find out what quilting is all about.

- having the Sunday tear down tear start a lot earlier so were done a lot earlier.

ATTENTION: QUILT DECLUTTER

Last but VERY important, the Raffle. We would like to have 4 large bed quilts for the Raffle. The Pearls satellite group has already committed to one.

We would like to invite members to look through their finished quilts to see if they want to part with one. This quilt will be given **CONSIDERATION** to go as a raffle prize. Must be clean, well made and well quilted. The

show committee will decide. Would also encourage anyone who wants to make a quilt now to get a long armer to donate their service. Janet Knecht will donate the batting. No final decisions were made at this time.

Next meeting will be on June 26, 1-3 pm at Bowen Country Grocer. Janet Knecht, co-coordinator quiltyjan@gmail.com 250-245-5936

Quilt Show Boutique: It is not too early to start thinking about what items you would like to make for sale in the show's boutique, and to begin sewing! Rules to play by will follow in future newsletters.

Donation Quilts

At our May meeting the Donations Committee received 10 quilts to go to the organizations we support. We have begun the spring distribution of quilts and will be finished by mid-June.

Please note that the Donation Committee will receive quilts for the June picnic, but backing and batting will not be available.

Nancy Quinn, a former member of our guild, passed away this spring. Nancy knew the value of donating quilts to the many organizations in our community. She asked her daughter to give her fabric and batting to the guild to be made into donation quilts. Thank you Nancy for your generous gift! *Donation Quilts Committee*



Carol Grant Powell

Owner

250-667-6535

carols_corner@yahoo.com

#101 - 890 Crace Street,

Nanaimo, BC, V9R 2T3

Sunshine Celebration SALE!!!

Save up to 50% on fabrics, notions,
books, and precuts!

Tuesday, June 10 - Saturday, June 15

NOON to 5 p.m. only, please!



The Cloth Castle
786 Goldstream Ave
clothcastle.com
250.478.2112

- Fabric Friday save 20% off fabric
ONLINE & IN-STORE
online discount code
FRIDAY20!

Visit our website to shop online!

Guild Workshops for 2025-2026

An ad hoc group has been hard at work for the past few months planning meeting programs and workshops for the upcoming Guild year. Carolyn Hunter, Teresa Bellinger, Ellen Ellis and Kathleen Kane, with input from Vicki Zoltay, did some brainstorming then got into specifics to engage a variety of interesting speakers and teachers. We hope you will spend some time this summer visiting the instructors' websites and imagining the possibilities for projects you will be able to make by signing up for these workshops at the September meeting. Some of the speakers will present a trunk show at a meeting prior to the scheduled workshop to give us all a feel for their creative process.

Saturday, September 27 9:30-4:00 EASY DOES IT Bag

Following a fun Troll Brothers pop-up shop at our March meeting, we



have arranged for Avril Valentine to teach an in-person workshop on their ever-popular Easy Does It bag using a By Annie kit supplied by Troll Brothers.

There will be some pre-workshop homework which will allow you to complete the bag during the class. Kits and details will be available prior to the class.

Thursday, October 30 9:00- 4:30 CANVAS BOWLS **Oliver Woods**

We saw a demo by Patti Dance of Phatbear Studio (Port Alberni) at the Parksville Quilt Show and were blown away at how beautiful her canvas bowls were, and how 'do-able' she made the process..

Patti will be doing a trunk show at our October 15 meeting, then an in-person workshop on October 30. We're trying a weekday workshop this time and hope it works for everyone. Patti will also provide the canvas for the bowls, and a supply list will be sent out prior to the class.



Your One Stop Quilting and Sewing Machine Store on Vancouver Island!



2025 SAVINGS - 20% OFF

ALL REGULAR PRICE MERCHANDISE

Excludes sewing machines, furniture and all items ending in .99

Bring in this Coupon to Redeem.

Cannot be combined with other offers.

Expires June 30th, 2025

OPEN: Tues.-Sat. 9:30-5:30
CLOSED: Sun. & Mon.

"Like" us on facebook
Snip & Stitch Sewing Centre



Follow us on Instagram
@KathySchroter



Snip & Stitch
SEWING CENTRE
NANAIMO

#1-4047 Norwell Drive
Nanaimo, B.C. V9T 1Y6

1-250-756-2176

1-800-789-1730

info@snipandstitch.com
www.snipandstitch.com

Authorized Dealer of:

BERNINA
made to create

Husqvarna
VIKING®

JANOME
Reliability by Design

Visit our
Online Shop

Open 24/7

www.hamelsfabrics.com

Hamels
Fabrics
Webstore

Guild Workshops for 2025-2026 continued

Patti has this to say about her workshop: *In this class we are going to create a fabulous, decorative fabric bowl! You will be amazed at how simple the process can be. A fair warning though, it can be highly addictive. I will walk you through all of the steps and also share my knowledge of what has worked or not worked in my personal learning curve. Forget your pre conceived notions that you are not a "art" quilter. A willingness to try new things leads you to a new happy place. I will bring many of my own fabric bowls to spark your inspiration. for future projects.*

Saturday, November 29 IMPROV FOR PLANNERS (Zoom workshop 6 hours)

Interested in "improv" but don't like that freestyle thing? We think this workshop will pique your interest, but still honour your traditional quilting comfort level using the blocks we all know and love.

Monika Henry of Penny Spool Quilts in Ontario PennySpoolQuilts.com says this about her workshop:

Do you feel like you're too much of a planner to make improv quilts? Have you ever felt intimidated by making something without a plan? Or overwhelmed by making decisions on the go instead of just following a pattern? Improv doesn't have to be intimidating, chaotic, or wonky.

In this online full-day workshop, I will teach you my system for bringing structure and order to improv quilting that suits those of us who like a plan and some guardrails in place before starting a new quilt.



We'll explore ways to have fun with fabric and play with design, all while keeping some basic design principles in mind that will help to keep the



overwhelm at bay, and create a quilt that reflects your unique style.

This workshop is for intermediate quilters, or advanced (and adventurous) beginners. You need to be able to read a pattern and make the blocks independently following the instructions and graphics. All the blocks are very basic ones, based on HSTs or using strips or squares (such as a nine patch block), so I will be teaching the improv method, but not how to make the individual blocks. There is one block that I will demonstrate hands-on, because it's a half-rectangle square and that's not one I expect people to be familiar with.

Saturday, January 24 9:00-3:00 QUILT BEE Oliver Woods

Our annual Quilt Bee is when Guild members gather for a day of fun, friendship and legendary food. Individuals or small groups arrange to make a quilt for Haven House Society, a safe shelter for women and their children needing to escape from abusive home situations.

Patterns may be provided, or you may use your own. Quilt top kits with patterns, are also available. Backing and labels are supplied by the Guild.

This year, you'll also likely see a demonstration on adding a hanging sleeve to a quilt you may be entering into the Show.



105 Nored Plaza
6750 N Island Hwy. Nanaimo, BC
250-390-3602. www.sergesew.com

Authorized Dealer for PFAFF & BABYLOCK

Sewing machines, sergers & machine repairs.

- * Flannel 108" wide backing is now back in stock!
- * We carry a large selection of hardware, notions, patterns and fabrics for BAG-MAKING!
- * Restocked: Variety of colours of faux leather and corks.
- * Sew with friends on Social Sew Day! (Thursdays or by request)



Guild Workshops for 2025-2026 continued

Wednesday, March 4 FLOWER COLLAGE MINI ART QUILT 4-5 hours on Zoom

Darcy Hunter of DarcyHunterArt.com will be presenting an online trunk show and presentation about her gorgeous art quilts for both of our February meetings.

She'll then be hosting an online workshop using fun collage techniques to create an 8" x 12" wall hanging or an 8" x 10" mounted mini flower quilt.

Using the techniques in this beginner/intermediate class will hopefully inspire you to explore other collage techniques to make beautiful one-of-a-kind creations.

Check Darcy out on her website DarcyHunterArt.com and explore the amazing mini-quilts she creates.



Saturday, March 21 or 28 UFO WORKSHOP 9:00 am - 3:00 pm Oliver Woods

With our Quilt Show happening in May, we thought there might be some serious quilt finishing happening around now, so we've scheduled an ever-popular UFO Day. You'll also see a demonstration on adding a hanging sleeve to that quilt you'll be entering into the Show

Saturday, April 25 MAKE & TAKE DAY 9:00 - 4:00 Oliver Woods

This will be a fun day, and one that won't require you to pack your sewing machine and other accessories. We're still finalizing details, but this day will see 4 of our fellow Guild-members, each instructing a small group in an interesting hour-long project with additional time to finish completing it. Then that group will move to the next instructor to learn yet another cool project. Rinse, lather, repeat, until you've experienced all four instructors and will leave with four amazing projects.

Debbie Hollett will teach us that intriguing technique 'Flower Pounding' that she learned on her recent Asian fibre-art tour. Other projects we're thinking about include felted dryer balls, wool appliqué, and Sashiko stitching.



We are located at:

1930 Ryan Road East Comox, BC V9M 4C9

Contact us at:

(250) 339-4059

or Toll Free 1(877)339-4059

email: huckleberrys@shaw.ca



Last Sale till our 31st Birthday Sale in September!

Books & Patterns 25% off

Wednesday, June 11-Saturday, June 14/25

Minutes of NQG General Meeting and AGM May 21, 2025

Call to order: Co-President Ellen Ellis called the meeting to order at 6:30 pm

Hospitality: 69 members and 1 guest

Moved by Lorna Craig and seconded by Sandra Radley to accept the Minutes of April 16, 2025 General meeting as published in the newsletter. Carried

Treasurer's report: posted on bulletin board

Committee Reports

Program: Vicki Zoltay asked members for their thoughts on the recent Sampler Platter. Only 8 members had watched the two-day presentations. She noted that they had trouble registering for the event. Regarding the Studio Tour, Vicki expressed her amazement and appreciation for how members organized their various quilting areas.

Quilt Bee: Joan Irving announced she will be putting together kits for stockings and bags for the fall.

Quilts of Valour: Joan has given 8 quilts this year.

Membership: Laura Beswick reminded members that their membership must be paid by September 30, 2025 in order to enter quilts in the Quilt Show.

Challenge: Vicki Dods reminded members to vote on

the 8, 40th Anniversary Challenge entries at Coffee time.

Donations: Lynn Bentsen announced they took a whole carload of quilts to the hospital. Batting and backing are available tonight. If you wish to have batting and backing for the summer, let the committee know.

Library: Pat Ryan informed the members that the books are organized by year. Members were encouraged to take out lots of books for the summer.

Quilt Show: Janet Knecht informed members that the Quilt Show meetings would be held on the 4th Thursday of the month. She encouraged members to read the newsletter as she would be keeping members informed of decisions regarding the Quilt Show. A person with better than average computer skills is needed for the Call to Entry position.

Retreat: Judy Peterson reported that she had only 3 more members to collect from. She said they could probably accommodate one more person.

Picnic: The picnic will take place at Transfer Beach in Ladysmith on June 18th from 4-7 pm. Trish Thompson agreed to organize the picnic with assistance from Janet Knecht and Bonnie Dormuth.

Programs/Workshops for 2025-26: Ellen Ellis circulated a list of the programs and workshops for next year. She




Canada's top stop for Aurifil and Superior Threads!
More colours, more cones, more wow!
Plus, all the sewing supplies you didn't know you needed!

Proudly Canadian.
Passionately curated.

Shop online, support local.

cindysthreadworks.com



May 21, 2025 Minutes continued

highlighted many of them and told members to check them out in the newsletter so they would be ready for signups to begin in September.

Ellen Ellis thanked all those who had served on the Executive and on committees throughout the year.

ANNUAL GENERAL MEETING

Call to order: at 7:00 pm by Past President Terri Askham

Moved by Lorna Craig and seconded by Bonnie Eaton. to accept the Minutes of the AGM, May 15, 2024 as circulated in the newsletter. Carried

The following Executive were acclaimed as there were no nominations from the floor:

Co-Presidents: Kathleen Kane and Ellen Ellis

1st Vice President: (Christine Hustins will hold this position on an interim basis)

2nd Vice President: Bonnie Dormuth

Treasurer: Lija Bane

Secretary: Val Ursulak

Past President: Terri Askham (unelected)

The following four standing committee chairs are also voting members along with the executive:

Membership: Barb Kerfoot & Laura Beswick (co-chairs)

Library: Pat Ryan & Robin Barker (co-chairs)

Program: (Teresa Bellinger has agreed to be on the committee but not as chair. Carolyn Hunter will assist.)

Newsletter: Sue Creba

Committees:

CQA Liason : Susan Gaudion

Challenge: Barb Kerfoot & Laura Beswick

Coffee: Tuesday Shay

Donation Quilts: Lynn Bentsen

Historians: Greta Simmons & Marsha Whitmee

Hospitality: Bonnie Dimitry

Newsletter Advertising: Ellen Ellis

Placemats: Heather Henderson

Phoning: Trish Kirk

Publicity: Lorraine Daley

Quilt Bee: Joan Irving

Quilt Show Co-Chairs: Janet Knecht & Bonnie Dormuth

Raffles: Carole Phinney

Retreat: Judy Peterson

Social Media: Christine Hustins

Quilt Along: Sandra Radley

Terri expressed our thanks to the volunteer chairs for taking on the tasks for the next year. If anyone would like to get involved in any of the committees please contact the chair or someone else on the committee.

If a member is interested in volunteering for a vacant committee or to propose a new idea, they are encouraged to approach either of the Co-Presidents.

Raffles and Draws:

Show and Share: Greta Simmons

Hospitality: Sherry Drebnicki and Judy Peterson

Mystery fabric: Val Ansell and Maggie Pickard

Raffles: Leslie Milward, Vicki Zoltay, Joanne Van Oosten, Lorna Craig, Barb Kerfoot, Lillian Charron, Lidia Hak, Maggie Pickard

Adjournment: 8:06 pm


Submitted by Val Ursulak, Secretary



SHOP ONLINE

Kismet Quilts

www.kismetquilts.com

since  2006

QuiltNut Creations

curated fabric — longarm quilting

604 798 3670

Quiltnutcreations.com

quiltnutcreations@shaw.ca

Quilters' Chat Room

As summer is expected to arrive very soon, here are a few ideas to peak your interest. From new fabric to art quilts, wool, and a quick project for that rainy day, check these out:

Did you know fabric companies develop patterns for their new fabric lines? This is a great way to see how fabric can be used and how the outcome changes with different colour ways.

Free Spirit: <https://freespiritfabrics.com/projects/>

Moda: <https://my.modafabrics.com/inspiration-resources/free-patterns/>

Northcott Fabrics: <https://www.northcott.com/pattern.aspx>

Riley Blake Designs: <https://www.rileyblakedesigns.com/free-quilt-patterns>

In addition check out the **LOOKBOOK** from Moda with the new fabric lines and pattern ideas at:

https://issuu.com/northcottfabrics/docs/april_2025_lookbook_us_cad?fr=sOTY4Mzg0NDkyNzE

All the design companies provide a book with the upcoming fabric lines.

As I began my quilting journey a friend suggested that I follow **Art Quilts** on Facebook. It is an amazing presentation of quilts from individuals who live outside the world of patterns. The creativity is outstanding and the knowledge and support of the members for each other is superb.

I recently found **Junction Fiber Mill** on Facebook and have been fascinated by their short videos showing the milling process and how new blends are created. Do you know how a hank of wool is created? I do and you can too!

I have a pile of grocery shopping bags I made using a store bag as a pattern, but they stay in the trunk unless I am grocery shopping. Then I don't have a bag handy when I am at the mall. What about a foldable shopping bag you can store in your purse? Check out this bag on YouTube:

How to sew foldable shopping bag:

<https://www.facebook.com/watch/?ref=saved&v=4064562870530964>

If you have a recommendation for the next newsletter, please send in your idea along with why you are making this recommendation and the web link to: ellenellis53@gmail.com

Have a great summer and see you in September. *Ellen Ellis*

Knife sharpener Dave Chamberlain will be sharpening scissors at the Island Roots farmers market every Wednesday at Beban Park from 3:00 to 6:00 pm. Scissor sharpening is \$ 10, knife sharpening is 5 for \$ 25



the
green THIMBLE

**Recirculated
Sewing Supplies**

Fabric, Notions, and More

NEW ADDRESS:
2950 #400 Douglas St. Victoria, BC
Shop Online: www.thegreenthimble.ca
Facebook + Instagram: @thegreenthimble.ca

**BARB DICKIE
QUILTING**

Computerized Longarm Machine Quilting

Phone 250-758-4048
Cell 250-619-2621
barbdickiequilting@shaw.ca
barbdickiequilting.com

Month of June Sale

30% off Reg. Price

All Stock of:

KAFFE FASSETT

FOR



Langford-

117, C2401 Millstream Rd.

[@blacksheeplangford](#)

Duncan-

180 Trunk Rd.

[@blacksheepduncan](#)

Courtenay-

2175 Cliffe Ave.

[@blacksheepcourtenay](#)

Free Spirit

Black Sheep Loyalty Stamp Card!



Sign up for email updates to
start a Stamp Card, then

***Buy 12m & get 1m Free!**

**Some exclusions apply, see instore*





Nanaïmo Quilters' Guild

Membership Registration Form

2025 / 2026 year

Name _____ Membership # _____

Mailing Address _____

City _____ Postal Code _____

Email _____

Home Phone _____ Cell _____

Are you a new member? _____ Have you ever been a member in the past? _____

I wish to have the Guild Newsletter delivered by: regular mail (\$16) ☐ online ☐

I was an Honorary Member in 2024-25 ☐

I do ☐ do not ☐ consent to my personal information appearing on the online Guild membership list accessible only to members and is not to be shared.

X

Print Name _____

Signature _____

Areas in which I am willing to volunteer:

- | | | | |
|--------------------------------------|--|---|--|
| <input type="checkbox"/> Angels | <input type="checkbox"/> Christmas Event | <input type="checkbox"/> Coffee | <input type="checkbox"/> Donation Quilts |
| <input type="checkbox"/> Hospitality | <input type="checkbox"/> June Picnic | <input type="checkbox"/> Library | <input type="checkbox"/> Membership |
| <input type="checkbox"/> Phoning | <input type="checkbox"/> Programs | <input type="checkbox"/> Quilt Bee | <input type="checkbox"/> Workshops |
| <input type="checkbox"/> Raffles | <input type="checkbox"/> Placemats | <input type="checkbox"/> Block of the Month | |
| <input type="checkbox"/> Other _____ | | | |

Do you have an **expertise** you could present at a program or workshop?

To be completed by NQG Membership Committee

Pd: Date _____ ☐ Cash ☐ Cheque # _____ ☐ Credit Card ☐ e-transfer

\$40.00 Membership Fee Pd. ☐ \$20 Prorated Fee (Feb. to Aug. 31) Pd. ☐

\$16 Mailing Fee Paid ☐ Honorary 2023-24 ☐

Watch Out for This!

Have you received an email from Ellen or Kathleen saying there is a problem paying a bill and asking you to assist? Or an email asking you to buy gift cards on behalf of someone you know?

These are phishing emails trying to get information and/or money from you. If you receive an email like this STOP and check these four things:

1. Check the sender. While a familiar name might be on the email, check the spelling. Frequently there is a mistake. Kathleen was recently spelled "Katleen" in an email. **DELETE**
2. Check the email address. Hover your mouse over the sender's name and the email address will show up. You will quickly see that there is a different name and/or address showing. **DELETE**
3. The Nanaimo Quilters' Guild will NEVER ask you for money online. **DELETE**
4. Never click on a link to check out the message. This provides the sender with access to your personal information.

What should you do?

1. If you are wondering if the email is legitimate, use the membership list to find our email or phone number and contact us directly.
2. Click on the three dots on the right side of the message to the "Report Phishing" button. Most email provides (example: Gmail) will also block the sender from future emails.


While email has provided us all with a quick and efficient method of communicating, we must be aware that some individuals will use nefarious means to gain money and/or information. Your knowledge and awareness is your best protection.

May Show and Share




Left: a completed bag from at the Clothesline / Rope Bowls workshop on April 12 at Jonanco

40th Anniversary Challenge Quilts



First Prize: Carolyn Hunter



Second Prize: Kathleen Kane



Third Prize: Janet Knecht




There were eight entries in the 2024 / 2025 Challenge, which was to create an original small quilted piece measuring 18 inches by 18 inches square, with the theme "Time Flies, Celebrating 40 Years". It had to include a recognizable amount of the feature fabrics. Any number of additional fabrics and embellishments could be added.

First prize went to Carolyn Hunter, second prize to Kathleen Kane, and third prize to Janet Knecht. Thank you to everyone who entered this year's Challenge.

There was also a small quilt which was not entered, but was made following the Challenge guidelines.



May Show and Share



May Show and Share - Bags

