

Nanaimo Quilters Guild

Volume 41 Issue 3 ~ November 2024

www.islandquilters.ca

Next Meeting

November 20, Nanaimo Curling Club, doors open at 1 pm & 6 pm, meetings at 1:30 pm & 6:30 pm

Christmas Potluck

**December 11, Nanaimo Curling Club, doors open at 4:30 pm
Save the Date!**

Next Executive Meeting (Zoom) November 13, 1:30 pm

Newsletter Deadline

November 21

Refreshments:

In November, members whose last names start with the letters E, F, G and H, it's your turn to bring goodies to the meeting for our coffee / tea break. Consider bringing a treat that was popular in the 1980s!

In our newsletters' online version, blue lettering gives a live link to websites and email addresses. Best viewed in Google Chrome (may not work on a Mac).

See what our Guild and its members are up to. You can submit photos of your quilts to our Facebook and Instagram sites. Click on the FACEBOOK link [here](#)

Guild Website

The Members Only section password is printed on the back of your membership card. If you have something of interest for our Guild web site, please send it to Sue Creba at smcreba@gmail.com

Presidents' Pen

Our Guild year is well underway and October generated lots of activity with our annual Retreat at Homewood on Quadra Island as well as a fun Garage Sale at the October meeting, with Thanksgiving thrown in for good measure. The year long celebration of the Guild's 40th year began with reflecting on what the Guild means to each of us and was followed up with delicious cake. We are looking forward to more activities and events throughout the year to continue recognizing the significance of the NQG in the quilting community. We hope our new members are enjoying their guild experience and are interested in getting more involved, either through attending workshops or volunteering on our many and various committees.

Our November meeting follows closely on the Remembrance Day holiday so we hope everyone will take time to slow down and reflect on our armed forces personnel who serve and have served our country, both at home and abroad. Our Guild honours our veterans by being part of the national Quilts of Valour program, coordinated locally by our member Joan Irving. In our Show & Share time we often see the beautiful quilts made for donation to this worthy program. Please visit their website at www.quiltsofvalour.ca and consider contributing a quilt.

This is also the month the clocks "fall back" so as the daylight wanes we hope everyone finds lots of ways to brighten up their days and evenings with quilty projects. And don't forget to check out lots of library books, too, since you'll have two whole months to curl up and read them.

Ellen Ellis & Kathleen Kane, your Co-Presidents

Guild Programs and Workshops

Garage sale...I hope our vendors did well and made a few pennies. And I hope everyone who made purchases found more than a few treasures.

Studio Tours...Saturday, November 9 and Sunday, November 10. We only have 6 booked so far. I'm not comfortable cancelling it or re-scheduling it for the Spring so give me a call to add your sewing space to the list.

Pet Mesh Bag...Saturday, November 23...Jonanco...pot luck.

Program Committee Chair Vicki Zoltay

"40 Things"

For our first month of the "40 Things" anniversary activity we gathered our thoughts on what we love about our guild. We didn't get 40 separate comments, but there were lots of check marks beside some of them: Library, Fellowship, Inspiration, Show & Share, Raffles, The people, The open welcomeness to newcomers, Kindness, Quilt Show, Christmas Potluck Party, Zoom sew days with Jeannette, Everyone is so friendly, The amazing creativity of members, The meeting room (it feels homey), Members' generosity, The goodies at break, The memories over the years, Support, Meeting new people who become best friends, The workshops. Thanks so much for participating. We'll have a new topic in November!

NQG Box 943 Nanaimo BC V9R 5N2

Editor smcreba@gmail.com

Placemats

Another great meeting in October. I certainly did not need any more fabric but bought some anyway. Could not pass up the bargains. I was very pleased with the 27 placemats turned in at the meeting. It means we now have 316 placemats and 32 tea cozies in stock. It would, of course, be nice to have more and I will soon be starting to roll them up with ribbons for Christmas Giving. I usually start this near the end of November to distribute by mid-December. So, if you have some ready or are planning to do some soon, it would be nice to have them at the November meeting. Thank you all so much for your generosity. I am submitting pictures of placemats from both September and October's meetings.

Your Placemat Committee, Heather, Norma, Maureen



GalaFabrics

Gala Fabrics
738 Caledonia Ave
Victoria, BC
V8T 1E5

T: 250.389.1312
E: info@galafabrics.com
W: galafabrics.com



THREAD CANDY SHOPPE
+ MORE!

**QUALITY THREADS
+ ESSENTIALS**

FOR QUILTERS • STITCHERS
APPLIQUÉ • FIBRE ARTS

SUBSCRIBE TO E-NEWSLETTER
"THREADNEWS"

**SUPERIOR & AURIFIL
THREADS RETAILER**

EMAIL cindysthreadworks@telus.net CELL. 250.713.6291

ON-LINE ORDERS SHIP FROM DELISLE, SK

WWW.CINDYTHREADWORKS.COM

Membership

Renewals keep arriving and we are fortunate to welcome three new members: Nicole Aube, Tracey Cook and Billi-Jean Reeve. Please make them feel welcome! At the time of writing we have 122 members.

Membership information is on our website islandquilters.ca under the Membership tab. There is a fillable pdf form as well as a printable form.

Cards and receipts continue to be available at meetings and if you have any questions please don't hesitate to ask.

Meanwhile keep the creative quilting juice flowing!

Barb Kerfoot & Laura Beswick, Membership Committee
membershipnqg@gmail.com

Raffles

Thank you Terri Askham, Mary McLane, Marlene Jones, Barb Dickie and Laverna Anderson for their donations to the raffle table. Each donation helps with the budget and I can buy more prizes. If I have forgotten someone I will catch up in the next newsletter.

We had a good raffle day even though most of you were shopping at the garage sale. Remember we are open to suggestions of what you would like to win or what you would like to see as the mystery fabric. *Carole Phinney*

Donation Quilts

In October we received 13 NICU, 7 lap, 1 VISCAN, 1 Crossroads and 3 baby quilts, for a total of 25 quilts, plus 50 preemie hats from Phyllis Moore! Thank you to everyone for your continued donations.

Two members took completed quilt tops away to be quilted.

We will have batting, backings and labels at the November meetings. We have some flannelette backings (NICU size) and wide backings. If you need a specific backing or batting size, let us know before the meeting.

We will begin delivering donations quilts in November.

Donation Quilts Committee, the Scrappy Bags

BARB DICKIE QUILTING

Computerized Longarm Machine Quilting

Phone 250-758-4048
Cell 250-619-2621
barbdickiequilting@shaw.ca
barbdickiequilting.com



Carol Grant Powell
Owner

250-667-6535
carols_corner@yahoo.com

#101 - 890 Grace Street,
Nanaimo, BC, V9R 2T3

Sweet Pea Quilting Ltd.



- Fabric & Threads
- Notions & Classes
- Longarm Services
- Longarm Training

Marilyn McGurran



The Cloth Castle

786 Goldstream Ave
clothcastle.com
250.478.2112

- Fabric Friday save 15% off fabric
ONLINE & IN-STORE
online discount code
FRIDAY15

Visit our website to shop online!

Library

We hope everyone is enjoying having an extra month to read and reread their Library materials. This will again be the case at the November meeting. All books signed out will be due in January. For those who are new to the Guild the Library does not operate in December as all floorspace and tables are dedicated to the Christmas dinner.

There are five new books available for borrowing at the meeting and will be displayed on the window ledge. The labels will all begin with B-24.:

Rainbow Scraps by Edyta Sitar (Laundry Basket Quilts)

Stripology Mixology by Gudrun Erla

Stripology Mixology 2 by Gudrun Erla

One Block Wonders, Encore by Rosenthal and Pelzmann

Easy Precision Piecing by Shelley Scott-Tobisch

The Library Team



Visit our
Online Shop

Open 24/7

www.hamelsfabrics.com

Hamels
Fabrics
Webstore

This Holiday Season ...



Shop online or in store at
The Green Thimble for
sewing machines, fabric,
and notions, new and old.



3508 Quadra St. Victoria, BC | www.thegreenthimble.ca
5% of sales November 15th-30th will be donated to Our Place Society

General Meeting Minutes of October 16, 2024

Call to order: 1:34 pm by Kathleen Kane, Co-President

Hospitality: afternoon 77 members, 2 guests, evening 21 members and 3 guests.

Moved by Sandy Dobson, seconded by Pat Ryan to accept the minutes of the General Meeting of September 18, 2024 as posted. Carried.

Correspondence: Thank you letter from Haven Society.

Treasurer's report: posted on the notice board

Committee Reports

Donations: see report on page 3.

Block of the month: Good response for the September Ruby Block. See report on page 14. The October maple leaf block directions are on pages 11-14. The draw will be at the evening meetings.

Challenge: see report on page 6.

Quilt Bee: see report on page 6. Sign ups have begun.

40th Anniversary: See Terri Askham's report on page 1 and page 7. She introduced a monthly activity called "40 Things". Cake was enjoyed all around!

Program: See report on page 1. Garage Sale shopping was brisk. Vicki was pleased to report that at the recent retreat, participants made 27 placemats, 16 incubator (NICU) quilts and 6 shopping bags for donation. Colours for Retreat 2025's Strip Poker game will be hot pink and lime green. Suggestion for the next Sampler Platter is to watch the recordings (available for 72 hours), skim through the presentations to find the ones you are interested in. You can also download the information packets before the presentations to see which interest you most. Nancy Lutes has arranged for the Fibre Arts Network display to be shown at the January meeting.

Three activities will be at Jonanco: Retreat at Home begins October 31, Pet Mesh Bag November 23, and UFO Day March 15, 2025.

DRAWS:

Show & Share: Mary Jane McLaughlin, Sandra Radley (eve)

Hospitality: Sandra Radley, evening Laura Beswick

Mystery Fabric: Phyllis Moore evening Ellen Ellis

Raffles: Lillian Charron, Sue Banasky, Mary Jane McLaughlin, Sheila Redel, Elinor Martin-Law, Annie Rauer Bothwell, Heather Henderson and Ellen Ellis
Evening: Laura Beswick, Tuesday Shay, Christine Hustins, Vicki Zoltay

Block of the Month: Lynn Bentsen

Adjourned: at 2:55 pm Valerie Ursulak, Guild Secretary



Quilt made by Joan Irving and presented at the retreat by Judy Peterson to Homewood for display in the lodge



Your new favourite quilt shop is online only!

www.harbourcityfabrics.com
Victoria, BC



since  2006

QuiltNut Creations

curated fabric — longarm quilting

604 798 3670
Quiltnutcreations.com
quiltnutcreations@shaw.ca

Quilt Bee January 25, 2025

The Quilt Bee is January 25, 9 am -3:30 pm at Oliver Woods. Pot luck luncheon. Sign up has started.

We have Kits and Batting and Backing if you want to work ahead.

Remember that Haven House is also in need of large Christmas Stockings and Tote Bags. (20" wide x 18" tall)

Looking for Kitchen Volunteers and also for set up. Please let me know by email if you want to help. quiltyjan@gmail.com

Janet Knecht and Bonnie Dormuth

2024 / 2025 Challenge

In honour of our guild's 40th anniversary, our challenge this year is titled "Time Flies, Celebrating 40 Years." If you missed purchasing a kit in October, several kits will be available at the November day time meeting for \$2 each. Best of luck everyone. Happy creating.

Rules to Play By - Please create a piece that:

- measures 18" by 18" square,
- includes a recognizable amount of the feature fabrics. Any number of additional fabrics and embellishments can be added,
- highlights 40 years in some way. Your submission must include 40 in a way that is meaningful to you,
- includes a title that makes reference to how the 40 is interpreted (Ruby Anniversary, 40 Candles, 40 Fireworks, 40th Anniversary Flower, etc.),
- is your own creation (no commercial blocks, patterns or black line drawings),
- is a traditional quilt sandwich with backing, batting, and top but can be bound in your preferred style,
- is turned in at either of the April 2025 guild meetings in an opaque bag. The pieces will be displayed at the May AGM, when voting by members will take place.

Please include your first and last name, quilt title, and phone number on a piece of paper safety pinned to the back of your piece. Since this isn't a show year, no hanging sleeve is required. Only one entry per person is permitted, unless additional kits are available. Each person may only win one ribbon/prize.

Vicki Dods & Jeannette Blackmore, Challenge Coordinators



105 Nored Plaza
6750 N Island Hwy . Nanaimo, BC
250-390-3602. www.sergesew.com

Authorized Dealer for PFAFF & BABYLOCK
Sewing machines, sergers & machine repairs.

Tula Pink Hardware by Sallie Tomato is available for purchase.

Christmas fabrics & projects available.

Sew with friends at Social Sewing Day!

Check out our monthly newsletter for specials & class schedule:

www.sergesew.com



SHOP ONLINE

*Our entire store
is at your fingertips*

www.kismetquilts.com

Kismet Quilts



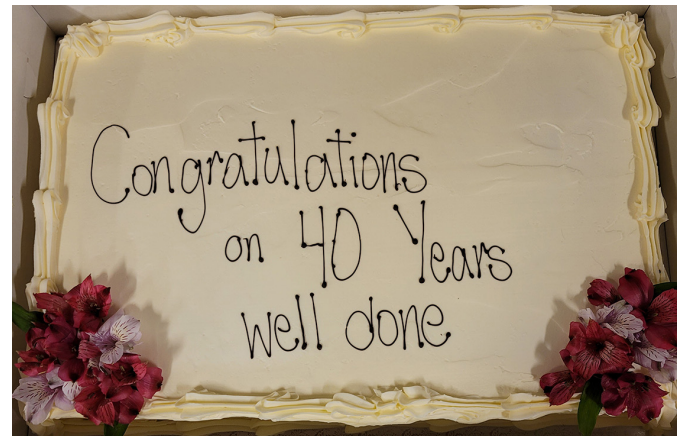
The Guild's 40th Anniversary

The first meeting of the Nanaimo Quilters' Guild was on October 4, 1984. At our October Guild meetings last month, we cast our minds back to 1984. On the radio, we were listening to "I Just Called to Say I Love You" by Stevie Wonder, "Against All Odds" by Phil Collins and "What's Love Got to Do With It" by Tina Turner. It was the year of "Band Aid" in the UK which Bob Geldof organized to raise money for the famine in Ethiopia. The event produced another song that we still hear, "Do They Know It's Christmas Time At All".

"Ghostbusters", "Indiana Jones and the Temple of Doom" and "Gremlins" were the top movies.

Margaret Thatcher was Prime Minister in Britain, Ronald Reagan was the US President, and Brian Mulroney became Canada's Prime Minister. Marc Garneau became the first Canadian astronaut in space aboard the Space Shuttle Challenger, and Jeanne Sauve was named the first female Governor General for Canada.

As we continue to celebrate in small ways throughout the year, remember to share with us your older quilts during Show & Share. In November, perhaps you have a Remembrance Day or poppy themed quilt from years gone by, or a Fall themed quilt you made with guild inspiration or at a retreat. If you bring goodies, consider recipes from the 1980s. *Terri Askham*



**Great Price on the
Kaffe 570QE !
Come check it out!**



**1930 Ryan Road East, Comox BC250-
339-4059 or
1-877-339-4059 huckleberrys@shaw.ca**

**STORE HOURS
Monday- Friday 10am-5pm
Saturday 10am-4:30pm
Sunday 12-4pm
Closed Holidays**

CQA Report

CQA is busy preparing for the next Quilt Canada juried show, scheduled from June 19-21 at the International Centre in Mississauga. The website has a page with all information you may need (including hotel suggestions) regarding the show. They will continue to update this page as we get closer to the show dates. Everything you need to know will be available at <https://canadianquilter.com/quilt-canada-2025/>

If you are new to CQA and wonder what the national juried show is all about, feel free to browse the gallery for photos of recent year winners. This year's winners can be found at <https://canadianquilter.com/njs-award-winners-2024/>

Luana Rubins will present a webinar on 'International Quilt Trends', November 13, 7pm ET.

Terry Rowland will be hosting her 'Scrap Attack' webinar on November 20, 7pm ET.

Tickets are now available on the website for both of these presentations (for members and nonmembers).....go

to the Events tab, then choose Webinars. The webinar recordings will be available for viewing for four days after the live presentations.

And finally, CQA will be organizing a new quilt along project in 2025. From the website "The CQA/ACC True Colours Quilt Along 2025 celebrates diversity and inclusion, with a focus on support for 2SLGBTQI+ communities leading up to Pride Month in June 2025. The goal is to ensure everyone feels welcome in the quilting circle.

We hope you'll join us in January by making quilts and either gifting them to people you know, or donating them to organizations that supports 2SLGBTQI+ communities." *Christine Hustins, CQA liaison*

Textiles Classroom Project

The Guild has had a request from a teacher at John Barsby Secondary School. She has learned that our guild provides quilts for Haven Society and has an idea to help students learn the value of using textiles for civic engagement. She has some quilting fabric in her classroom and was hoping to get the students involved in creating a quilt they could auction off, with the proceeds being donated to Haven Society.

Since she doesn't have much quilting-making experience, she is hoping that someone from the Guild would be willing to speak to her class about the process of quilt making, but also speak more broadly about why our guild donates back to the community.

If you are interested in being involved in this initiative - or would like to lead it - please contact Kathleen Kane at kkane@telus.net or speak to me at the November meeting.

Sales and Workshops

Victoria Quilters' Guild Christmas Market Fabulous textile creations and quilts. Friday November 1 noon to 5 pm, Saturday November 2 10 am to 4 pm. Emmanuel Baptist Church, 2121 Cedar Hill X Rd., Victoria. Admission \$5 (valid for both days) Credit cards / Debit / Cash accepted.

Straight Line Ruler Workshop Spots left in the Parksville Quilt House Quilters' Guild Straight Line Ruler Work with Deb Morrissey from Huckleberry's Quilts.

Saturday Nov.16, 9:30 set up Workshop 10-3 Nanosee Public Library 2489 Nanosee Road, Nanosee Bay. \$40 + \$10 (for handout) = \$50, Maximum registration: 20.

Registration closes November 2. Please use Straight Line Ruler Work form at www.quilthouse.ca Register with Roxane at workshops@quilthouse.ca

Your One Stop Quilting and Sewing Machine Store on Vancouver Island!



2024 SAVINGS - 20% OFF

ALL REGULAR PRICE MERCHANDISE

Excludes sewing machines, furniture and all items ending in .99

Bring in this Coupon to Redeem.

Cannot be combined with other offers.

Expires January 31st, 2025

OPEN: Tues.-Sat. 9:30-5:30

CLOSED: Sun. & Mon.

"Like" us on facebook
Snip & Stitch Sewing Centre



Follow us on Instagram
@KathySchroter



#1-4047 Norwell Drive
Nanaimo, B.C. V9T 1Y6

1-250-756-2176
1-800-789-1730

info@snipandstitch.com
www.snipandstitch.com


Authorized
Dealer of:

BERNINA
made to create

Husqvarna
VIKING®

JANOME
Reliability by Design

October 16 Show & Share Quilts



Batiks, Batiks, Batiks!

Nov. 1st - 30th, 2024



30% off Reg. Price

Langford-
117, C2401 Millstream Rd.

[@blacksheeplangford](#)



Duncan-
180 Trunk Rd.

[@blacksheepduncan](#)



Courtenay-
2175 Cliffe Ave.

[@blacksheepcourtenay](#)

Black Sheep Loyalty Stamp Card!

Sign up for email updates to
start a Stamp Card, then

***Buy 12m & get 1m Free!**

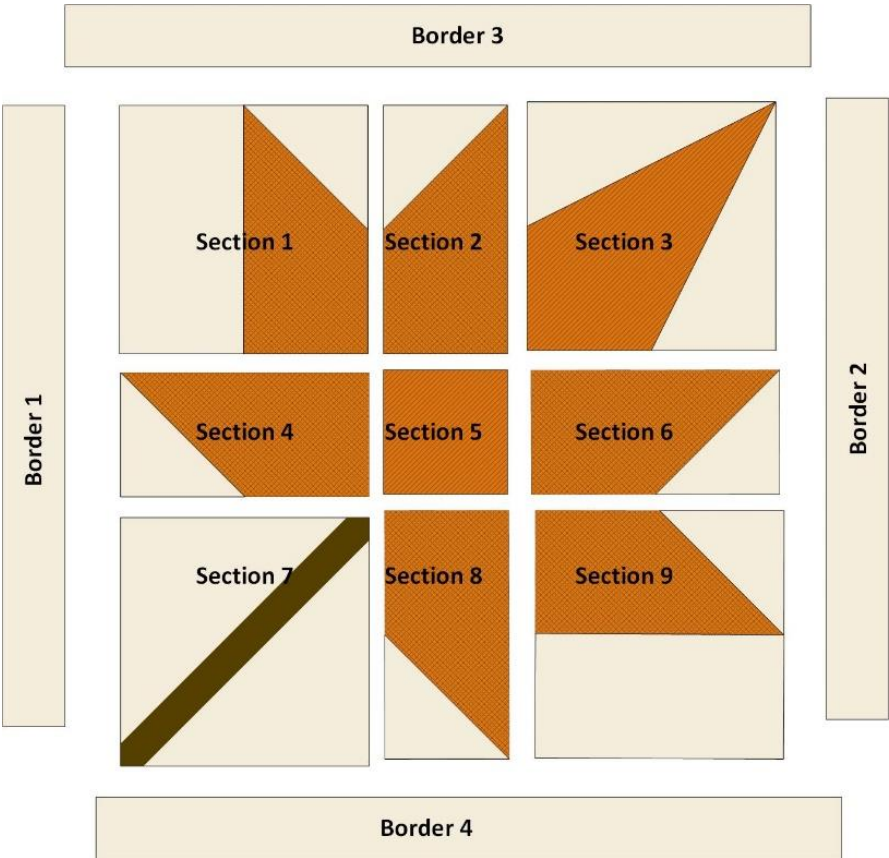
*Some exclusions apply, see instore

October Block of the Month

This year six blocks will be presented. For every block made and submitted, your name is added for the draw to win all the blocks for the month. If 3 are submitted, then 3 entries with your name are included. More info on page 14.

Block finishes to 12" (12 ½ x 12 ½ raw edges)

Colours: Beige background, Leaf in fall colours (eg rust, dark orange,red,etc)



Cutting instructions

Background	6 @ 2 ½ inches x 2 ½ inches 2 @ 2 ½ inches x 4 ½ inches 1 @ 4 ½ inches x 4 ½ inches 2 @ 2 ¾ " x ~5 ½" 2 @ 1 ½ inches x 10 ½ inches (Borders 1 & 2) 2@ 1 ½ inches x 12 ½ inches (Borders 3 & 4)
Leaf	6 @ 2 ½ inches by 4 ½ inches 1 @ 2 ½ inches x 2 ½ inches 1 @ 4 ½ inches x 4 ½ inches
Stem	1 inch x ~7 inches

Step 1: Leaf tips -- Sections 2,4,6,8 and part of Sections 1 & 9


For each of the 6 leaf tips:

Draw diagonal line on the backs of the 2 ½ inch background squares. This is the *sewing* line.

Right sides together line up square with a 2 ½ inch x 4 ½ inch leaf rectangle. Sew along diagonal.

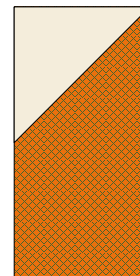
Make 3 with the point
to the left

Part of Section 1
Section 6
Section 8



And 3 with the point to
the right

Section 2
Section 4
Part of Section 9

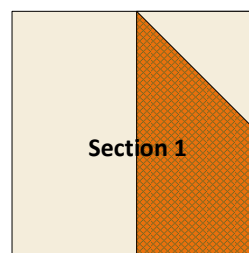


Trim excess, press

Step 2: Section 1

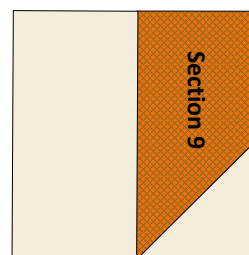
Use 1 Left tip piece sewn in step 1 and 1 2 ½ x 4 ½ background fabric

Sew along 4 ½ inch edge ensuring the background is on the left, tip is at the top

**Step 3: Section 9**

Use 1 Right tip piece sewn in step 1 and 1 2 ½ x 4 ½ background fabric

Sew along 4 ½ inch edge ensuring the background is on the left, tip is at the bottom

**Step 4: Section 7 - stem**

Cut 4 ½ x 4 ½ inch background square along diagonal.

Sew stem to diagonal edges.

Trim to 4 ½ inches x 4 ½ inches.

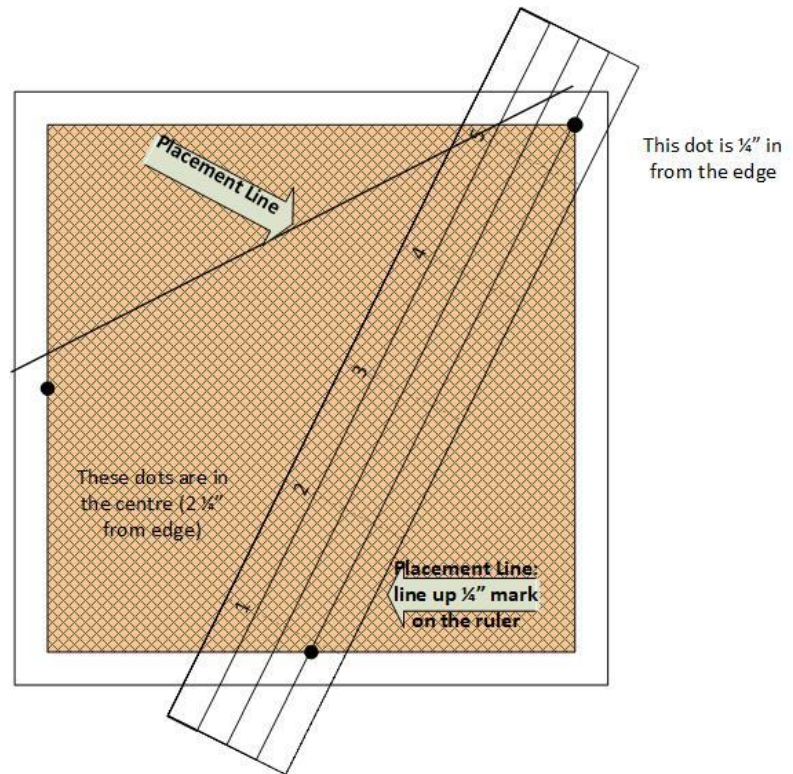
Step 5: Section 3 – long tip

Two methods are shown for drawing placement lines to the *right side* of the 4 ½" leaf fabric.

Method 1-Placement lines

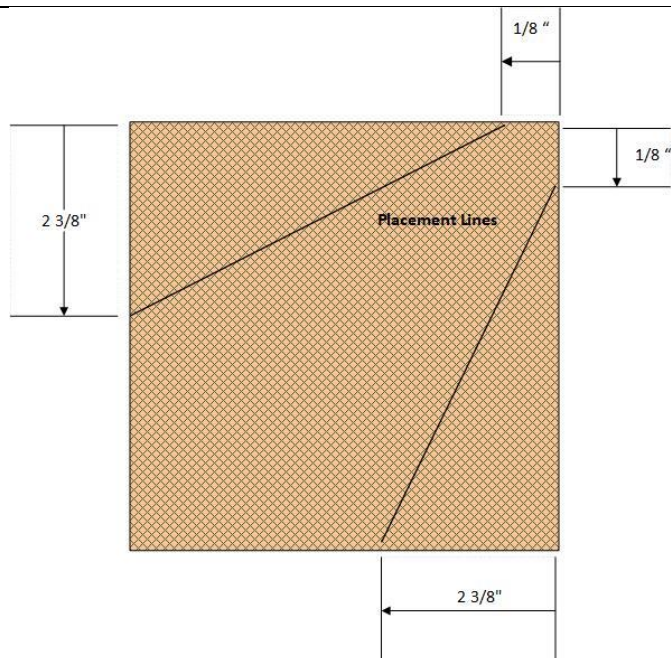
To Draw *placement* lines onto the **right** side of the 4 ½ inch x 4 ½ inch leaf fabric:

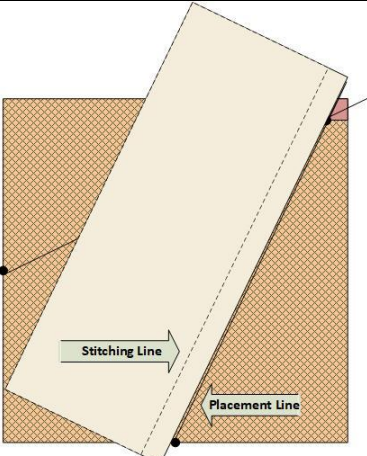
- Identify the endpoints as noted in the diagram
 - ¼" in from the top right corner
 - Midpoint at the bottom and left sides, ¼" from edges
- Using a ruler, line up dots on the ruler's ¼" line (away from center) and draw line

**Method 2-Placement lines**

To Draw *placement* lines onto the **right** side of the 4 ½ inch x 4 ½ inch leaf fabric:

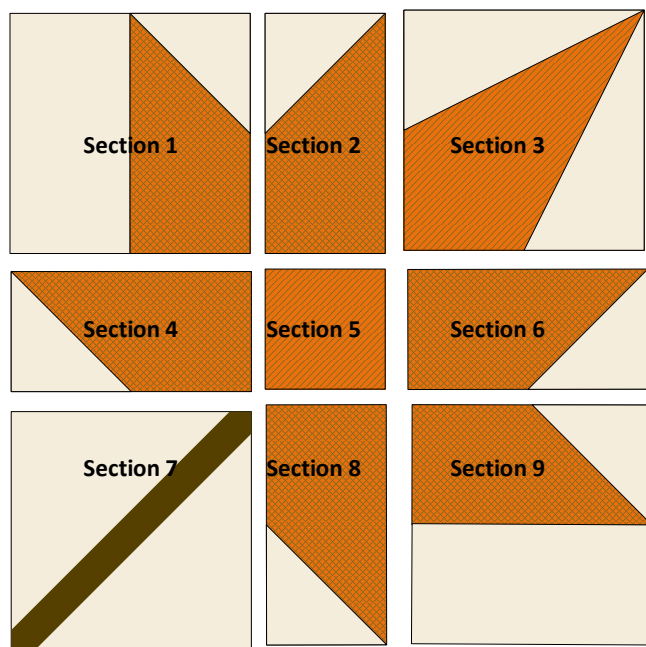
- Measure 1/8" from top right corner raw edge
- On Left edge measure 2 3/8" down from the top
- Draw line using these endpoints
- Measure 1/8" down from top right corner raw edge
- On the bottom edge measure 2 3/8" to the left
- Draw line using these endpoints



<p>Using the 2 $\frac{3}{4}$ inch x 5 $\frac{1}{2}$ inch background pieces</p> <ul style="list-style-type: none"> Align 5 inch edge of background piece on placement line. <p>Sew $\frac{1}{4}$ inch seam using edge of background piece as your guide</p>	
<p>Trim seam allowance to $\frac{1}{4}$ ". Press</p> <p>Repeat for other background piece.</p> <p>Trim section to 4 $\frac{1}{2}$ inches square being mindful of keeping a $\frac{1}{4}$ inch seam allowance at the tip</p>	

Step 6: Sew 9 patch

Layout sections and sew



Step 7: Add borders

Add 10 $\frac{1}{2}$ inch borders to left and right sides

Add 12 $\frac{1}{2}$ inch borders to the top and bottom

Block of the Month Information

This year six blocks will be presented. For every block made and submitted, your name is added for the draw to win all the blocks for the month. If 3 are submitted, then 3 entries with your name are included. Colours will be recommended for each block. All the blocks will finish to 12 inches, so if you wish to make the block but do not submit, you can make your own sampler quilt. (If not being submitted, colour scheme does not have to be adhered to.)

The guild will offer a prize to the winner when the quilt is completed within 2 months of the submission day AND the finished quilt is donated.

Draw for the blocks will be held at the evening meeting.

October block: Maple leaf

Questions may be directed to Lidia Hak at Lidia.hak@protonmail.com