



### Next Meeting

February 17, 2010  
Brechin United Church  
Doors open at 12:30  
Meeting starts at 1:00 & 7:00



### Next Executive Meeting

February 11 1:30 p.m.  
Country Grocer, Southgate

### Next Quilt Show Meeting

February 18 1:30 p.m.  
Country Grocer, Southgate

### Newsletter Deadline

February 22 (22nd of each month)

### Things to Remember:

- name tag
- coffee/ tea cup
- library books
- donation placemats/quilts/show & share
- change for raffles
- Quilt Bee quilts
- block of the month (for February)
- newsletter
- baking or store bought goodies
- (if your surname starts with K & L)
- Memory Book page

If you have something of interest for our Guild website, please send it to Avril Valentine at [avrilvalentine@shaw.ca](mailto:avrilvalentine@shaw.ca) who will forward it to our web master.

### Membership/Hospitality

Please stop at the Hospitality table when you arrive, sign in, and pick up your ticket for the name tag draw. Please sign out if you leave before the end of the meeting.

### Yummy Baking ...

Thanks to everyone who brings goodies for our meetings. **For January, it's the turn of everyone with a surname beginning with K and L.**



**June 18-20**  
**Beban Park**  
**Recreation Centre**  
**Nanaimo, BC**

**2010 QUILT SHOW 5 months to go!**

### From Our Presidents' Pens



Here we are, Christmas is now behind us and the 2010 Olympic Games and Valentines Day are just around the corner. Wow, how time flies! Speaking of time, we hope that you are all working on your quilting projects for **THE SHOW** and postcards for **THE CHALLENGE**.

Many thanks to the twelve members who volunteered to donate quilts for the Chemainus flood victims. We will collect them at the February Guild Meeting or as arranged with members who will not be at the meeting. I will speak with Tania at the Cowichan Flood Resilience Centre and see if someone can come to the meeting to accept them. I believe the Red Cross will be taking over from this committee on January 29. I will keep those concerned informed. Our Quilt Bee quilts will also be presented to a representative from Haven House at the February meeting.

EVENING members: don't forget to mark on your calendars the change of time for the March meeting. Karen Tottman from "Stitches Quilt Shop" on Saltspring Island will be selling her merchandise from 5:30 to 6:30 p.m. and her presentation will begin at 6:30. We will have an early coffee break after the presentation so that she can pack her things. Our business portion of the meeting will follow coffee break.

We can hear those sewing machines humming away as we write, keep up the momentum. *Co-Presidents Barbara Root, Norma Franks*

### Program Committee



We hope you had the opportunity to sign up for two of the mini-demos that will be presented at the February meeting. The Program Committee would like to thank all those who have volunteered to do the demos for sharing your knowledge and tips on how to conquer these new skills. Our meeting room will be set up for the demos. There will be a short business meeting, followed by one of the demos, coffee and then the second demo. Each demo is 30 minutes long. There will be six tables in the main area and two tables in the room upstairs to your right.

Thanks to everyone from the three Satellite Groups. Each presentation was very informative and you have given us food for thought when contemplating the formation of a satellite group.

**Thank You** everyone for your donations for Pippa Moore! All those little toonies and loonies morphed into an amazing grand total of **\$285.00!**

**"Creating A Quilted Wallhanging from a Photo"** Kathy Bush 2 day workshop: Saturday, Feb. 6 and Sunday, Feb. 28. Part 1, **February 6** will be at the Nanaimo District Teacher's Office at 3137C Baron's Road. Part 2, **February 28** will be held at Oliver Woods, Monarch Room 1. The workshop is now full and we have two people on the wait list:

### Participants:

Dona-Mae B.	Janet Williams
Angela McKenzie	Sheila L.
Greta S.	Holly Wells
Sandra Longland	Sue Creba
Judith McLaughlin	Lori Skerget
Penelope Woodward	Liz Simonson
Sherry Drebnicki	Audrey M.

### Wait List:

Linda Crucil	Shirley Herritt
--------------	-----------------

We now have "Angels" for both these days (angels help to set up and assist as needed during the class) Feb 6: Carol Rumo and Barb Clement Feb 28: Carol Rumo and Sue Thurmeier. Thank you!

### Directions for Kathy Bush Workshop (Part I) February 6 at Nanaimo District Teachers Association Office

Come from either direction on the old Island highway. From the north, turn left onto Norwell Drive right after Country Club mall. From the south, turn right onto Norwell Drive just before Country Club Mall. From there, turn right at the first set of lights onto Departure Bay Road. Take the first left onto Baron's Road. It curves around to the right and then goes left. Our workshop is in the building that sits just to your left in the corner building before Baron's Road veers left. We will have signs out for you. (continued page 2)

Editor [suecreba@aquariusd.com](mailto:suecreba@aquariusd.com)



*Program Committee (continued)*  
**"Yellow Brick Road/ Diamonds Dancing in Split Square"** 1 day workshop with **Patty McRory** Saturday, March 13 at Oliver Woods, Monarch Room 1. We still need one more "Angel" for this workshop to help Angela McKenzie.

**Participants:**

Thelma S.	Mickey Lemmon
Bertha Abma	Lise Skalos
Alice T.	Wendie Harrington

To register for workshops, email Lise Skalos [ngprogramme.lise@shaw.ca](mailto:ngprogramme.lise@shaw.ca) or phone 250-754-9636. Remember that you must pay to be on the waitlist: 2 day Kathy Bush workshop \$70 (2 days) Patty McRory workshop \$35 (1 day).

For the **March meeting**, Karen Tottman from Stitches Quilts & Yarns on Salt Spring Island will be showing and selling her unique wares. **Reminder:** For the **evening program**, Karen will be selling her products from 5:30-6:30 **ONLY** and start her talk at 6:30. There will be a business meeting following this at 7 pm.

*Program Committee: Angela McKenzie, Lise Skalos, Sandra Radley, Sue Thurmeier, Caroll Rumo, Bonnie Dormuth*

## Quilt Show Depot Captains

Well ladies, it's time to start thinking about your volunteer commitments for the Quilt Show in June. As depot captain coordinator, I'm going to be needing 20 volunteers to act as depot captains. The duties include collecting exhibitor's quilts in your home the week or so prior to the Quilt Show. You would then deliver them to the Beban Park site on Thursday June 17, and on Sunday June 20, following the close of the show, distribute the quilts to their respective owners at Beban Park.

The regional areas include: Duncan, Ladysmith, Moose Hall south, Nanaimo A (north), Nanaimo B (central), Nanaimo C (south), Lantzville, Parksville and Gabriola Island.

Bonnie Dimitry will be accepting volunteer's names starting at the February meeting and there will be a map displayed showing the specifics of each of these regional areas. Thank you in advance for your support.

*Lori Skerget, Depot Captain Coordinator*

## January Raffle Winners

**Mystery Fabric:** Mickey Lemmon, Lillian Dalton, Tracy Belcher

**Raffles:** Christine Hustins, Linda Addison, Val Ursulak, Rosa Christenson, Janet Williams, Lillian Dalton, Val Ansell, Ruth Wilkinson, Marcia Miller, Carol-Anne Chemko, and 6 members who do not wish their names to be printed for web privacy reasons.

**Show & Share:** Lillian Dalton, Val Ansell

**Block of the Month:** Vivian Scott

**Name Tag:** Sue Creba

Thanks to Leslie MacDonald, Shirley F., Mickey Lemmon and Paddy Wynne for their kind donations for prizes. Thanks to all who for participate in the draws. The Mystery Fabric draw provides funds for a bursary in School District 68.

Please remember to sign your name on our record sheet when you win a prize, so that it can be included in the newsletter.

*Linda R. and Debbie L.*

**Stitches**  
phone: 250.537.8985  
Creativity@StitchesFibreArtSupplies.ca  
www.StitchesFibreArtSupplies.ca  
127 Rainbow Road Salt Spring Island, BC V8K 2V8

**Judy Farrow**  
Fabric Artist  
911 Little Mountain Road  
Parksville, BC V9P 2C3  
Canada  
250 954 3797  
judyfarrow@shaw.ca

**Coreen Zerr**  
Quilt Designer  
and Instructor  
3648 Glen Oaks Drive  
Nanaimo, BC V9T 5L3  
Phone: 250-756-1683  
Cell: 250-619-7060  
**Corsew Designs**  
For Spring 2010 classes offered in my  
home studio, guilds, and quilt shops,  
please check my website  
www.coreenzerr.com  
e-mail:  
corsew@shaw.ca





**2010 SCHEDULE**



DATE	AGENDA	PROGRAM
February 6	<b>WORKSHOP 9-4 Part 1</b>	"Creations from a Photo" Kathy Bush Day 1 of 2 Day wkshop
February 11	Executive meeting	Country Grocer 82-12 <sup>th</sup> Street 1:30 p.m.
February 17	Guild: Short business, Full program	"MINI DEMOS" by Guild members
February 18	Quilt Show meeting	Country Grocer 82-12 <sup>th</sup> Street 1:30 p.m.
February 28	<b>WORKSHOP 9-4 Part 2</b>	"Creations from a Photo" Kathy Bush Day 2 of 2 Day wkshop
March 11	Executive meeting	Country Grocer 82-12 <sup>th</sup> Street 1:30 p.m.
March 13	<b>WORKSHOP 9-4</b>	Choice of 2 quilt patterns Patty McRory Great for Beginners
March 17 12:30	Guild: Full Business Short Program	<b>Karen Tottman from <i>Stitches</i></b> Meeting begins at 1:00
March 17 5:30!!	Guild: Full Business Short Program	<b>Karen Tottman from <i>Stitches</i></b> Meeting begins at 6:30
March 18	Quilt Show meeting	Country Grocer 82-12 <sup>th</sup> Street 1:30-4:00 p.m.
April 8	Quilt Show meeting	Country Grocer 82-12 <sup>th</sup> Street 1:30-4:00 p.m.
April 15	Executive meeting	Country Grocer 82-12 <sup>th</sup> Street 7 p.m.
April 21	Guild: Short business, Full Program	<b>Nominations, Trunk Show by Phillippa Zapf</b>
May 13	Executive meeting	Country Grocer 82-12 <sup>th</sup> Street 7 p.m.
May 19	Guild: Full business Short Program	<b>"ELECTIONS"</b>
May 20	Quilt Show meeting	Country Grocer 82-12 <sup>th</sup> Street 7-9 p.m.
June 10	Executive meeting	Country Grocer 82-12 <sup>th</sup> Street 7-9 p.m.
June 17-20	2010 Quilt Show activities	No Picnic this year due to Quilt Show

**BIB n' TUCKER QUILTING**

**February Sale**

All tone on tone **reds** and **pinks**  
All black with white and  
white with black

**25% off -- 35% off 2m or  
more(same bolt)  
1/2 m minimum cuts**

343 D Bay Street (at Turner) Victoria BC  
(Lower Rear GRAVEL YARD parking lot)  
386-6512 (Mon- Thurs 10-4, Sat 12-4)



**Harvest Quilt Studio**

Long Arm Quilt Services



Carol Bailey

by Appointment Only  
NANAIMO (250) 244-3655  
[www.harvestquilts.com](http://www.harvestquilts.com)



## QUILT SHOW PAGE

### Guild Challenge Update

Spring is in the air and everyone's thoughts turn to Love in the month of February. Why not make a postcard and have it franked in the Love Spots of the World? Send your card in another envelope and get an international stamp for the self addressed return envelope to send your card safely back to you. You then choose the city you want to send it to and address it to the Postmaster, Valentine Re-Mailing, City, State, Country and Zipcode. Here are a few I found...but you can Google this subject and come up with your own favourite. Looking forward to seeing all of your "Loving" creations. Good Luck! Any questions? email [lorie.rogers@gmail.com](mailto:lorie.rogers@gmail.com)

Hartville, Wyoming, 82215  
Lovejoy, Georgia, 30250  
Loveland, Colorado 80538  
Loves Park, Illinois 61111  
Loving, New Mexico 88256  
Romance, Arizona 72136  
Valentine, Nebraska 69201  
Valentine, Texas 79854

### Raffle Quilt Tickets & Posters

Val Ursulak and Laura Morrissey will be handing out Raffle Tickets at the February Guild Meeting. We hope every guild member will take at least one book to sell (20 tickets per book at \$2 each - no discounted tickets). We are not allowed to sell tickets outside BC (Gaming Commission rules), but it is fine to sell tickets to folks visiting BC. When you take a book of tickets, you are responsible for them. If a book is lost, please contact Val immediately as she is accountable for all of them! The tickets can officially go on sale as of Feb. 21. If you belong to another guild or women's group and would like to take tickets and one of the raffle quilts to show, contact Val or Laura. If you are heading down to the Victoria Sewing Show March 12 or 13, Val is organizing accommodation at condo units for \$36 to \$46 US per night per person (each unit sleeps 6 and can be booked for 1 or 2 nights). We hope we can call on those going to the show to give us 1 or 2 hours of their time selling raffle tickets. The Raffle Prize poster is the last page of this newsletter, and also on our website for members to print. Please contact Val if you have any questions [jursulak@shaw.ca](mailto:jursulak@shaw.ca) 758-3056.

### Quilt Show Meetings

There was a good turnout at the January 12 Quilt Show meeting. We request that a member from each Committee attend the remaining meetings (February 18, March 18, April 8 and May 20) until the Quilt Show. This is a very important part of organizing the quilt show - we need to know the progress of each committee. All 12 booths in the Merchant Mall have been reserved. Sign-up of volunteers will begin at February's meeting. Publicity about the show is being distributed steadily. The Boutique entry form is included in this newsletter (page 11), and information about the Raffle Prize tickets and poster (below). Val Ansell is looking for standing dressmaker forms to display quilted clothing entries (250-758-1158) Watch for details about prizes in future newsletters. *Lillian Charron and Carol Bailey, Quilt Show 2010 Co-Conveners*

### Quilt Show Categories

The Call to Entry form appeared in the January newsletter for members to print.

1. BED QUILT (any size)- Hand or Machine Pieced....HAND QUILTED
2. BED QUILT (any size)- Hand or Machine Pieced...MACHINE QUILTED
3. GROUP QUILT - this means more than one person worked on the quilt (e.g. the quilt was Long Arm or Professionally Quilted by someone other than yourself)
4. LARGE WALL HANGING (over 200 inches in total perimeter)
5. SMALL WALL HANGING ( under 200 inches in total perimeter)
6. ART QUILTS - no size requirement. This 'mixed media' quilt should extend beyond traditional disciplines, using personal expressions and originality in the design, colour or technique. This must be an original design (not from a commercial pattern).
7. OTHER - clothing, accessories, holiday items, tablerunners, purses, placemats (items that do not fit into any other category)
8. HAND APPLIQUÉ (any size) - the majority of the quilt top should be hand appliquéd

*Your 2010 Quilt Show Balloting Committee,  
Cathy Welte & Barb Root*

### Show Volunteers Required

Our quilt show is fast approaching and the time has arrived for everyone to get involved. It takes all of us working together to put on a great show. Beginning with the February guild meeting, I will have volunteer sign-up sheets ready to be filled in. For those who are new, I will explain; every show committee lets me know how many people they will need to do their jobs and at what times before and during the show. From this information I make up requirement sheets that list each job and give it a time slot. It is then up to the members to add their names and commit to working at the show. Being a guild member entitles us to many rights and privileges but along with these come certain obligations and working at the show is one of them. Therefore, it is expected that every able-bodied guild member sign up for a minimum of two 2 hour shifts. I know each one will find rather than being an onerous task, helping at the show is a fun and very rewarding experience (and your name tag gets you into the show for free and eligible for prizes). Come and see me during the meetings and I will find the perfect job for you! *Bonnie Dimitry, Show Volunteer Co-ordinator (250)756-3254*

### Wanted: Old Quilts for "Turning of the Quilts"

We are now taking sign-ups for quilts to be used for "Turning of the Quilts" during the quilt show.

We are specifically looking for any size of old quilt with a written story of its history. We do not accept unfinished quilts. If you had been a previous quilt show winner, would you be willing to lend your quilt for the "Turning of the Quilts"?

Please provide a story about the inspiration for the quilt, who the quilt was made for and the quilter's history, pattern, age and any other information pertaining to the quilt. Please contact the Props Committee: Greta S. 250.245.0235, Marsha Whitmee 250.753.0343, or Kathy Calder 250.390.4984





## Annual Quilt Bee January 30

A huge thank you to all of our members who took part in our Annual Quilt Bee. Please bring your completed quilts from the Quilt Bee to the meeting on February, 17. All quilts should have a label on the back. If you need a label please give Sandy or I a call. There will be a table set up for the quilt collection. A representative from Haven House will be at the meeting to receive our quilts.

Thanks, *Leslie Millward and Sandy Dobson*

## Membership

In January we added an additional 14 members, 8 of which are brand new to the guild, for a total of 231 guild members.

Please pick up this year's membership list waiting for you at the membership desk if you haven't done so in the past 3 months. Also printed last month for you is a 1 page update to the list.

If there are changes to your information please let us know so there will be no interruption to your newsletter delivery.  
*Tracy and the Membership committee*

## Gloria Loughman Classes

Gloria Loughman will be on the Island this May. I have contacted the groups who are hosting her and they are taking names for waiting lists. Please contact me, Angela McKenzie 250-758-1602 or [afriola@shaw.ca](mailto:afriola@shaw.ca), as soon as possible if you would like to go on their lists or would like contact information. The workshop offered at all locations (except possibly the retreat) will be Landscape Mosaics see website [www.glorialoughman.com](http://www.glorialoughman.com)  
*Comox Schoolhouse Quilters May 16-17*  
*Retreat in Nanaimo May 18-21*  
*Campbell River Friendship Quilters May 22-23 (long weekend)*  
*Victoria May 29-30*

## Manitoba Winning Quilt!

Coreen Zerr and her sister-in-law, Phyllis Gagne made a quilt together for the Manitoba Homecoming Celebration and they won first prize (and \$2800)! Local folks will get a chance to see it as it will be in Manitoba House at the Winter Olympics in Vancouver (there will be an event there on February 25)

## Library News

The Library **will** be open during the February Program. Don't forget your library materials! We're back to the 1 month loan period for the rest of the year.

**Quilters Connection Magazine:** As I mentioned at the meeting there is now a B.C. based quilt magazine. Check out their website [www.quiltersconnection.ca](http://www.quiltersconnection.ca) for more information. Also, it may be a good magazine to submit photos and articles to about some of the wonderful projects that our guild members have done. While I was on the website, I checked out their Blogs. An interesting one that I came across was about quilters in Haiti and a website. Be sure to check out [www.haitipeacequilts.org](http://www.haitipeacequilts.org) - it has ideas about how quilters can help them and how quilting is helping women support their families. The program has suffered a significant setback as a result of the devastating earthquake.

A big thank you to everyone who returned their library materials on time!

*The Library Team*

*Cindy's Threadworks*

WEBSITE NOW OPEN !  
*Essentials for the Creative Quilter*

**Superior Threads!**  
Egyptian-Grown Cottons, Polyesters,  
Metallics, Glitters, MonoPoly, etc.  
✓ Cones, spools and "Try Me" bobbin sizes

Visit: [www.cindysthreadworks.com](http://www.cindysthreadworks.com)  
Phone: Cindy Scraba (250) 738 0560

**SERGE & SEW**

250-390-3602

105 Nored Plaza, 6750 Island Hwy., Nanaimo

Featuring fabulous Quilting fabrics,  
Books, Patterns & Notions  
Authorized PFAFF & Babylock dealer:  
servicing & repairs to most  
sewing machines & sergers.

Check our website  
[www.sergesew.com](http://www.sergesew.com)  
for **EVENTS & SALES!**



## Food Bank Donations

At the January meeting you donated a great variety of items for the food bank. Thanks to everyone who participated.

I spoke with Lise and Gwyn (Gwyn is a member of our guild as well as a volunteer at the Food Bank), and they gave me some suggestions of items that they are still short of. I am listing three (3) of these items this month

### Regular Cereals and Baby Cereals

### Toilet Paper

### Wipes (for those of their clients who live on the streets) and Baby Wipes

As always anything from your pantry is always welcome. Gwyn told me that even the out of the ordinary items, such as water chestnuts are also welcome as they are put on a special shelf and their clients can go and chose an item from that shelf.

Again thank you and please keep donating, as the need is great.

*Norma Franks, Food Bank Chair*

**Quilt Canada 2010 Calgary, Alberta**  
**April 26 - May 1, 2010**  
**Calgary Telus Convention Center**  
**& the Hyatt Regency Hotel**



Register now for 1 or 2 day workshops, spaces available in all. Classes and registration forms:

[www.canadianquilter.com](http://www.canadianquilter.com)

Thanks to our sponsors,

all workshops that require sewing machines will be equipped with Baby Lock, Bernina, Brother, Husqvarna, Janome, and Pfaff machines.

Registrar: Jackie Philpott

[administration@canadianquilter.com](mailto:administration@canadianquilter.com)

Ph: 1.877.672.8777 Fx:1.866.603.7040



## Girl Guide Quilts

Quilt Canada has invited the Girl Guides of Canada, who are celebrating their centennial this year, to put on a Special Exhibit of '100 years of Guiding' in quilts.

Girl Guides have been making quilts for years, and we would love to display them. Many quilts were made as service projects and given away to those in need. Many were made as gifts for retiring Guiders while others have been raffled off to raise funds for camps and activities.

We have managed to borrow a number of quilts to exhibit, but we would also like to have a photo display. If you have a photo of quilt made by Girl Guides or of a quilt being presented or donated by Girl Guides, and will share it with us, please include as much information about the photo as possible (photographer, date of photo and/or quilt, who made it and/or presented/donated it, as well as the history or story about the quilt). Please send your high resolution photo in JPEG format (along with its story) to [program@albertagirlguides.com](mailto:program@albertagirlguides.com) before February 15, 2010.

## Bernina 830

The only, luxury, high-performance sewing and embroidery system in the world.



When you create on the BERNINA 830, your grandest ideas can come to life. That's because it offers the most sewing and embroidery space, unbeatable speeds, and the most advanced ergonomics of any home sewing machine. It's time to think bigger.



**Huckleberry's Fabrics Inc.**  
**1930 Ryan Road East**  
**Comox, BC, V9M-4C9**  
**250-339-4059**  
**1-877-339-4059 Toll Free**  
**e-mail : [sewfun@telus.net](mailto:sewfun@telus.net)**





### Sewing Tip for Bali Pops

Brenda Henning, author of the books that use the Bali Pops 2 1/2" strips, has this tip for sewing them. Bali Pops are hand cut, not precision cut, and the result is that the strips are not always exactly 2 1/2" wide. Here is Brenda's method to compensate for this defect: Put a see-thru ruler on your sewing machine, under the needle, drop the presser foot, and gradually bring the needle down (by hand) to the 2 1/4" mark on the ruler. Then you take a piece of masking tape and attach it to your machine right along the right side of the ruler, which gives you a line that is exactly 2 1/4" from the needle. When you sew your fabric, you line it up with the tape on the right side, and wherever the needle lands on the seam, it doesn't matter, because if you guide it accurately, your resulting sewn strips will be accurate, even if the seam is not 1/4" all the way along. See Brenda's books and Hoffman's Bali Pops at [www.ouerrainbow.com](http://www.ouerrainbow.com) (type Bali Pops in search area) submitted by Lillian Dalton

### Minutes of Jan. 20, 2010 General Membership Meeting

The meeting was called to order at 1:02 by Co-President Norma Franks.

**Hospitality:** Hostess Ingrid Morton welcomed five visitors, four of whom joined our guild today: Lil Kosmider, Denise H., Sandra Backer, Penny Stowell-Smith and Deanne Candler. There were 99 members at our afternoon meeting and 43 at the evening meeting.

**Correspondence:** Thank you cards, letters and emails were read from Meals on Wheels, Nanaimo; Meals on Wheels, Ladysmith; Maureen Lawrence and Joyce Schmidt (clients of Meals on Wheels); Nanaimo and District Hospital Foundation; Nanaimo Family Life; Vancouver Island Health Authority (Parent Child Services); Snuneymuxw Aboriginal Infant Development Program; and the students and staff of Nanaimo Youth Services "One Stop". Get Well cards were sent to Linda R., Shelly Fraser and Nancy Price-Munn.

**Treasurer's Report** - Moved by Dona - Mae B., seconded by Gladys Dikken that Carol Bailey's report for January be accepted as read. CARRIED

#### COMMITTEE REPORTS:

**Donation Quilts:** 24 quilts were received between September and December, 2009. This figure is usually between 45 and 50. Some quilts were left over from last year so the following were given out: Child Youth and Family Counsellor (Beth Poirier) - 6 lap and 6 twin = 12 quilts worth \$1500. Neonatal Nanaimo Hospital - 15 baby quilts (flannel backing) worth \$1200. Aboriginal Infant Development (Totem Road) -6 baby quilts worth \$480 and one quilt worth \$100 donated by the guild to longtime member, Shelly Fraser who is in hospital. Phone calls and thank you letters have been received. We urge members to keep up the donations and remember to put a label on your quilt.

(continued on page 9)



## Sweet Pea Quilting

25 Roberts Street, Ladysmith,  
British Columbia, Canada  
V9G1A2

[www.sweetpeaquilting.ca](http://www.sweetpeaquilting.ca)  
Email: [sweetpea.quilting@shaw.ca](mailto:sweetpea.quilting@shaw.ca)  
Telephone: 250-245-2114

### Long Arm Quilting

See us for your machine quilting needs.

- Quick 2 week turnaround
- Computerized and custom quilting

We also carry a fabulous selection of current fabrics, threads, notions, patterns and books.  
Just 1/2 block off the Trans Canada Highway



INSPIRING FABRICS • PATTERNS & BOOKS • NOTIONS & GIFTS



Creative Quilting for All Life's Phases

**Open Daily!**  
1689 Government Street at Fisgard  
Phone: (250) 383-4023  
[www.satin-moon.com](http://www.satin-moon.com)

---

## OLYMPIC THEMED FABRIC

20% off all month!

ALWAYS  
Hundreds of new fabrics and inspiration  
in person, webstore, newsletter & blog.

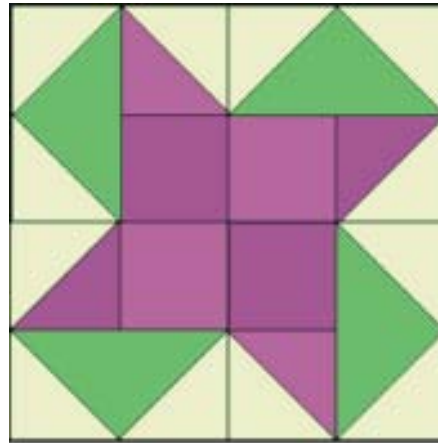
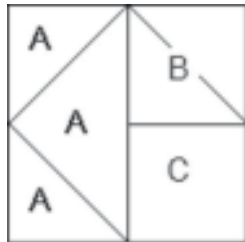
[www.satin-moon.com](http://www.satin-moon.com)



March Block of the Month

Thanks again to those who participated in the January Block of the Month draw. Congratulations to Vivian Scott who won 17 shaded 9-patch blocks.

This month's block is a touch of spring called Spring Flowers. It is a simple 4-patch built from 4 flying geese units (A), 4 half square triangles (B) and 4 squares (C). The sketch below represents one quarter of the block.



Spring Flowers

Remember, accuracy in cutting and piecing is important. All seams are 1/4". Block 12 1/2" x 12 1/2" (unfinished).

**Fabric Choices and Cutting:**

This block resembles a Friendship Star with neutral and green flying geese units added to suggest leaves. The 'star' should be made from 2 florals or two values of tone on tone flower-coloured fabrics. Try to use a medium and a dark of the same colour floral or tone on tone. Blue, purple, red or yellow are good choices just choose your favourite.

- Dark: 2 3 1/2" x 3 1/2"
- 1 3 7/8" x 3 7/8"
- Medium: 2 3 1/2" x 3 1/2"
- 1 3 7/8" x 3 7/8"
- Neutral: 2 3 7/8" x 3 7/8"
- 8 3 1/2" x 3 1/2"
- Green 4 6 1/2" x 3 1/2"


If you have your own method for making flying geese, make 4 units 6 1/2" x 3 1/2". Otherwise, here's a simple method that results in some off-cut triangles that you could save for another project. Place the neutral 3 1/2" squares on the table wrong side up. Mark a diagonal line on each one (joining opposite corners).

Place the 6 1/2" x 3 1/2" green rectangles right side up and lay one of the marked neutral squares on the right end of each green rectangle. Be sure to match the right hand ends and the top and bottom edges. Sew on the marked line. Cut off the excess triangles from each corner leaving a 1/4" seam allowance. Press open. Place the other 4 marked neutral squares on the other end of the unit so that the marked line intersects the neutral triangle at the middle of the upper edge to form the geese. Sew on the marked line. Press to neutral. Trim.

Next make the neutral and floral half-square triangles. This time use the 3 7/8"

neutral and floral squares. Mark the diagonals of the neutral squares. Place one of the neural squares on the dark floral and one on the medium, right sides together. Sew a seam 1/4" away from either side of the marked line. Cut on the marked line (corner to corner). You will have 2 half-square triangles from each set. Press to floral. Following the sketch, join the 3 1/2" squares to the half-square triangle units attaching dark floral to medium floral. Press to square. Be sure to pair the dark square with the medium half-square triangle and vice versa. Lay out the four corners of the block following the sketch and attach the half-square units to the flying geese. Be sure to place the floral edge of the triangle against the green edge of the geese. Press to geese. Arrange the four corners to make the block and sew together.

I hope these instructions are clear enough with the sketch. However if you have any questions, suggestions or problems, please call me at 250-758-1185. Wishing you joy, Val Ansell and Sandra Radley.



Sample Quilt

**GRAMMA'S**  
**QUILTING CUPBOARD**  
Fabrics Patterns Notions Classes

Ph: (250) 248-8449 P.O. Box 606  
Fax: (250) 248-8451 #1-180 Craig Street  
Marian Whitney Parksville, B.C. V9P 2G7

grammas\_quilting\_cupboard@shaw.ca  
www.grammasquiltingcupboard.com

**THE CLOTH CASTLE**  
786 Goldstream Avenue  
Victoria BC V9B 2X6  
Tel: (250) 478-2112  
Fax: (250) 478-1050

Your One Stop Sewing Shop

*Dress & Specialty Fabrics, Drapery & Upholstery Fabrics, Quilt Fabrics,  
Sewing Machines & Sergers Sales & Service  
Classes and Sew Much More.*

Website: [www.clothcastle.com](http://www.clothcastle.com) Email: [theclothcastle@hotmail.com](mailto:theclothcastle@hotmail.com)





## Minutes of January 20, 2010 General Membership Meeting (continued)

**Quilt Bee:** Sandy Dobson and Leslie Millward are excited to welcome members to the annual Quilt Bee on January 30. They showed 3 lovely quilt tops made up from blocks donated by our members. Backing and batting will be available at the Bee.

**Program:** Registrations were taken today for the February Demos. Angela passed around a money bag to collect loonies and toonies for Pippa Moore's Africa Project. \$285 was collected from both meetings. One angel is still needed for Patty McRory's March 13 workshop.

**Membership:** Tracy Belcher is still trying to contact some members re their guild application form or card. Please pick up your membership list at her table. As of January 14, our membership stands at 216.

**2010 Quilt Show:** Sandy Dobson asked members to loan quilts to be displayed in the downtown Library, and small items

to be displayed in the Wellington Library showcase for a month prior to our quilt show.

Janet Williams asked that members get their Boutique items ready for sale at the Quilt Show. The inventory sheets are on page 11. Please let Janet know if you have a lot of items for sale.

Lillian Charron reported that we will know the results of our grant application from the City of Nanaimo by the end of January. She outlined which categories of the quilts in the show would receive ribbons and which would receive prizes. Ribbons will be awarded for first, second and third in the specific categories as set forth by the Balloting Committee. The following categories will be awarded prizes:

1. Best of Show .... Viewers Choice
2. Quilt Show Committee Award
3. Past Presidents' Award (\$200)

4. First Place Challenge Post Cards. (this is a designated prize by the contributor)

5. There will be 4 draws for Volunteers. One draw for each day of the quilt Show plus set-up day. These prizes were donated by individuals in our guild and were on display today.

6. There will be draws on Friday, Saturday, and Sunday to be awarded to individuals who have entered items in the show.

7. There will be door prizes with the recipient having to be present to win.

8. There will be prizes awarded to Committee Members on a daily basis. You do not have to be present to win.

As gifts are still being received through our Sponsorship Program, the number of draws in the last four categories will be determined by our total amount received. The Prize Committee will be responsible for determining this and for distribution of all prizes.

### CREATIVE QUILTING

Elna Event Feb. 19

Join the Elna rep for a hands-on workshop.  
Contact the store for more details.

I



### FABRIC SALE

FEBRUARY 11, 12 AND 14, 2010

RED OR PINK FABRIC—\$9.95/m

SELECTED FAT QUARTERS—\$2.00 each

SELECTED FABRIC— BOGO

(minimum 1/2m.cut mix or match)

Creative Quilting

5869 York Rd. Duncan, B.C. V9L 3S3

(250)746-8033

[creativequilting@telus.net](mailto:creativequilting@telus.net)

## Kismet Quilts

5334 Argyle Street

Port Alberni

V9Y 1T8

250-723-6605

Monday-Saturday 10 am - 5 pm



[www.kismetquilts.com](http://www.kismetquilts.com)

Long Arm Quilting Services, Fabrics, Notions, Books,  
Gifts, Large Selection of Wide Goods, Classes



## Minutes of January 20, 2010 General Membership Meeting (continued)

The December and January newsletters have the list of categories for the show and the January issue has the Call for Entry.

For those attending the Sewing Show in Victoria on March 12 and 13, please contact Val Ursulak if you are seeking very reasonable accommodation for one or two nights and if you would help sell raffle tickets for an hour or two.

If you are a member of another guild or woman's group and you would like to have one or more of the raffle quilts to show and sell raffle tickets, please contact Val. (see page 4 more more info about raffle tickets)

**Library:** Linda Addison noted that the B10 books are the newest ones and the M10 magazines are the newest. Only one new item can be taken out at a time, but you may take an unlimited number of other books and magazines. She pointed out the most recent CQA Magazine which did a cover story on our

Nanaimo Guild trip to Houston. Linda reminded members not to come into the Library until coffee time in the afternoon.

### UNFINISHED BUSINESS:

The Program Committee now have new ironing board covers.

Gladys Dikken will purchase tea towels and dish cloths for use at our meetings and the Quilt Show.

The decision regarding Director's insurance is still pending. We have received 2 copies of the Society Act.

Members are reminded that there will be no meeting or picnic in June, due to us holding the Quilt Show that month. There will be an evening meeting only in May, our AGM at which Officers and Directors will be elected. Please think of how you will help the guild next year.

Comfort Quilt Society : (This notice of motion was published in the November newsletter and was dealt with at the evening meeting).

Moved by Patty McRory, seconded by Nancy Price-Munn to change Section 10 b of the Bylaws to read, "The signing officers of the Society shall be the following, with any two (2) out of the four (4) signatures required on a cheque:

- I. President
- II. Vice President
- III. Secretary
- IV. Treasurer

CARRIED

### NEW BUSINESS:

Norma gave a report on looking into the Cowichan Flood Resilience Centre. As a result of the October 2009 flood, there are 6 families in dire need. If you have a quilt (or quilt top) you would like to donate, please contact Norma. Thanks to Leslie MacDonald and Bonnie Dimitry who have quilts to donate. Norma will inquire if other household items are needed.

**Program :** Members learned about the operation of three satellite groups and enjoyed the stories behind the beautiful projects they showed. We tip our hats to the ladies who took part in the presentations!

Afternoon meeting Adjourned at 3:35 pm



### February Book Sale!

Books by Susan & Daphne

20% off

Buy 3, and we'll take

35% off!

Order online or by phone

[www.patchworkstudio.com](http://www.patchworkstudio.com)

email: [patchworkstudio@shaw.ca](mailto:patchworkstudio@shaw.ca)

phone: 250-595-4411

patch  
works  
studio





**Snip & Stitch**  
**SEWING CENTRE**  
Discover the world of sewing!  
"Wander through our store  
for a refreshing experience"

**Valentine's Double Dipping Sale**  
Sat. Feb. 13  
Sun. Feb. 14

**Lorraine Peck of VSM is Back with**  
Quilting with the New 4D Quilt Design  
CreatorSoftware Classes  
2 Workshops for \$50, Don't Miss This!  
Tues. Feb. 23

Snip & Stitch Sewing Centre Ltd. is located at:  
#1-4047 Norwell Dr., Nanaimo BC, V9T 1Y6.  
Phone us at 250-756-2176 or 1-800-789-1730  
[www.snipandstitch.com](http://www.snipandstitch.com)



**NANAIMO QUILTERS' GUILD MEMBER #** \_\_\_\_\_

Name \_\_\_\_\_ Phone \_\_\_\_\_

Your ID code \_\_\_\_\_ ( Your Initials and Membership #)



**T  
A  
G  
S**

**Instructions**

1. Enter items into shaded area
2. Copy the form
3. Reinforce tags (see over)
4. Cut tags from the form and attach to item with safety pin

Item #	Description	Price	Payment Type	Item #	Your ID code	Price
1				1		
2				2		
3				3		
4				4		
5				5		
6				6		
7				7		
8				8		
9				9		
0				0		
1				1		
2				2		
3				3		
4				4		
5				5		
6				6		
7				7		
8				8		
9				9		
0				0		

By signing this I agree that the Nanaimo Quilters' Guild is ***not*** responsible for bad cheques, theft, loss or damage to any items listed here while being displayed at the Nanaimo Quilt Show Boutique.

Signed \_\_\_\_\_ Date \_\_\_\_\_

All my unsold goods have been returned to me

Signed \_\_\_\_\_

Date \_\_\_\_\_

**NOTE: Complete this form and then make a copy for your records before removing tags**



## Nanaimo Quilters' Guild Boutique— Seller's guidelines

1. Members selling items are required to contribute time to assist in the boutique. Bonnie Dimitry. 250-756-3254
2. All items must be handcrafted and sewing related, not necessarily quilted.
3. We are looking for imaginative, high quality items created less than two years ago.
4. ALL items **MUST** have a tag attached with a safety pin showing the Item #, ID code and Price.
5. Price should be in even dollars. *Remember that 15% commission will be deducted.*
6. All items must be delivered to the show in a container that has your: *Name, Membership # and Phone Number.*
7. Unsold items will be placed in the containers that you have provided ASAP following the end of the show.
8. Payment to you will be made by the show treasurer **after** the inventory sheets and tags have been balanced by the Boutique Committee. Your patience will be appreciated.
9. Due to limited space, we reserve the right to determine each member's display and storage space.
10. No placards are to be displayed but you may attach an information label to your items.

### How to complete your Inventory sheet (s) and price tags.

1. One item per line.
2. Photocopy or duplicate each completed sheet (prior to removing tags). The original signed copy comes to us at the time you deliver your items and the copy is for your records and provides the tags to attach to your items.
3. **Strengthen your labels** before you cut them off this sheet. Do this by covering the completed section 'A' with scotch tape or similar clear tape on one or both sides.
4. Cut off the corresponding tag from the sheet (see A below) Attach tag to your item using a safety pin.

**NANAIMO QUILTERS GUILD** MEMBER # 461

Name Jane Susi Wilsburg Phone \_\_\_\_\_

Your ID code JSW461 (Your Initials and Membership #)

Item #	Description	Price	Payment Type	Item #	Your ID code	Price
1	Lap Quilt 48"x48" Seascape	150.00	A	1	JSW461	150.00
2	<i>Cut this section off and attach to your item</i>			2		

**Instructions**  
 1. Enter items into shaded area.  
 2. Copy the form.  
 3. Reinforce Tags. (see over)  
 4. Cut tags from the form and attach to item with safety pin.

### Price tag and labeling information.

1. Co-ordinated sets should be priced separately (e.g. Placemats, table runner & tea cozy may all match but often a purchaser may not want the whole set.)
2. Placemats should be priced in pairs.
3. Safety pins are to be used to attach tags or cards to items. **Do not use** sticky labels as they fall off
4. Quilts should have the size and name displayed (e.g: *Lap Quilt 48" X 48"*)
5. If you need a special prop please contact Margaret Barrand 250-668-3111

#### Pricing guidelines:

Apron	\$20 - \$30	Bib	\$6 - \$12	Christmas Ornaments	\$4 - \$10
Christmas Stockings	\$15 - \$40	Coaster set of 4	\$6 - \$9	Placemats Set of 2	\$15 - \$20+
Potholder Single	\$6 - \$7	Baby Quilt	\$50 - \$100	Lap Quilt	\$150 +
Double Quilt	\$450+	Queen Quilt	\$700+	Table Runner	\$35 - \$75
Tea Cozy	\$18 - \$25	Tote Bag	\$30 - \$65	Wall Hanging	\$25 - \$100

QUESTIONS ? Please direct any questions to: Morag Orr-Stevens 250-247-7462 Or: Janet Williams 250-247-9242

**Items should be delivered to the show NO LATER than June 17<sup>th</sup> between 10.00 am and 1.00 pm**





# Nanaimo Quilters Guild

# QUILT SHOW

## PRIZE RAFFLE QUILTS



First Prize  
"Fun Beneath the Sea"  
by Coreen Zerr  
Vancouver Island BC  
54" x 62" wall hanging



Second Prize  
"Just Chuggin Along"  
by Karen Hatton,  
Gabriola Island, BC  
53" x 35" wall hanging



Third Prize  
"Pacifica" original pattern: C. Sullivan, Vancouver Island, BC  
Made by" The Sewciabelles" NQG Satellite group 54" x 55 1/2"



Fourth Prize  
"Waves in the Storm" by Blanche Gates, machine  
quilted by Carol Bailey Nanaimo, BC 66" x 74"

Quilt Show June 18, 19, 20 2010 Beban Park, 2300 Bowen Road, Nanaimo  
Draw: June 20, 3 p.m. BC Gaming Event Licence No: 21696 [www.islandquilters.ca](http://www.islandquilters.ca)

*Know your limit, play within it*