



Next Meeting

November 16, 2011 Brechin United Church October 19th, meeting starts at 1:00 & 7:00 Giant Garage sale/short meeting

Next Executive Meeting

November 7 2011 at 1:30pm Country Grocer, Southgate.

Things to Remember:

Your own cup !! please

* name tag

*Library Books

*Completed workshop registration form and fees

* Donation

placemats/quilts/show and share.

*Change for raffles

*Bock of the Month

Yummy Baking !!

Thanks to everyone who brings goodies for our meetings for November it is people with initials E-F-G-H

Membership/

Hospitality Please stop at the hospitality table to sign in, and pick up your ticket for the name tag draw.. **You must be wearing your name tag in order to win the draw.** Please sign out if you leave the meeting early.

Web liason

Sue Creba Please send any photos or articles for our web site to suecreba@aquariusd.com

Comfort Quilt Society

A reminder of the Annual General Meeting of the Comfort Quilt Society will occur at the November meeting

Volume 28 – Issue 3 – November 2011

FROM OUR PRESIDENTS PEN

The garage sale appeared to be a great success AND a lot of fun. Having had our first Program meeting, it feels like we are really back at Guild. The Program Committee has worked hard to ensure we have a variety of interesting programs and workshops to stimulate every level of expertise. There is one workshop, in particular, that is now on my to-do list. Remember, even if you have to go on a waiting list, there is a good chance that because of cancellations, you will likely get into the class of your choice. See you there.

Judi McLaughlin and Sherry Drebnicki, Co-Presidents

QUILT BEE 2012

We're all a-buzz! Come to the Hive (Oliver Woods Community Centre) on Sunday 29 January 2012, from 9am - 4pm.

All bee quilts will be donated to Haven House in Nanaimo, a place of safe refuge for women and their children escaping from abusive and violent home situations.

Sign-up sheets (24 teams) will still be available at the November and January Guild meetings. Each team supplies fabric for the top and the guild provides batting and backing fabric (40 X 60). At press time we still have openings for seven teams. If you are unable to be present at the bee, we welcome your participation by donation of a quilt. There are six quilt kits available for members. It doesn't get any easier than that! Come see us at the November meeting to pick up a kit.

A POTLUCK lunch will round out the Bee day's enjoyment so please bring your favourite dish to share. See **YOU** at the sign-up table. Quilt Bee Committee

LOST AT THE GARAGE SALE IN OCTOBER

Angela McKenzie had her book that goes with her lightweight Singer sewing machine at the afternoon meeting, along with photocopied pictures of the machine.

When we went back in the evening, we couldn't find it. It is a small soft cover book with about 30 pages and is a dark green with the Singer logo in a very dark red.

It had been on the table with the fabrics etc for sale. Could everyone please shake out the fabric that they bought that day? It might have been picked up in fabric by mistake. Some people had looked at it in the afternoon, but if anyone even saw it in the evening, could you please let me know? If you find it, please contact Angela at 250-758-1602 or leave a message on afriola@shaw.ca. THANK YOU SO MUCH FOR YOUR TIME!!!!

Raffle Committee

We would like to thank everyone who participates in the monthly raffles, and have a request. To assist us at the raffle table, it would be appreciated if members would bring small change, Loonies & toonies for the raffles as we do not have a float for large bill change.

The winners of the September Raffles were:

Afternoon:

Mystery Fabric: Sandra Hreno

Raffle Draws: Bonnie Beil, Trish Kirk, Ingrid Morton, Cindy Scraba, Barbara Clement, Carole Phinney, Maria Szijj, Lorna Craig, Deirdre Love, George He Serjeant, Maggie Pickard, Hyun-Kyong,

Show & Share: Bev Cottrell

Door Prize Draw: Laura Morrissey

Raffle Donations:

Cherry Patton, Cindy Scraba, Georgia Zieglmeier, Lise Skalos

Evening:

Mystery Fabric: Moire Porter

Raffle Draws: Julia Seiersen, Val Ansell, Arlene Ackerman, Kathy Peters, Pat Ryan, Stephanie Glasn, Sherry Drebnicki

Show & Share: Great Simmons

Door Prize: Pat Quinlan

Block of the Month: Linda Robinson

October Meeting

Afternoon:

Mystery Fabric: Debbie Van Otterloo

Raffle Draws: Lil Kosmider, Sandra Radley, Liz Simonson, Elaine Cadell, Betty Wright, Clair Evans, Lorna Craig, Chris Mousseau, Doreen Richards, Leslie Milleward

Show & Share: Margaret Bradley

Door Prize Draw: Georgy Bowen

Raffle Donations: Bonnie Dormuth

Evening:

Mystery Fabric: Kathy Peters

Raffle Draws: Laverna Anderson, Linda Addison, Kathy Peters, Maggie Warren, Sandra Radley, Heather Henderson

Show & Share: Philippa Zapf

Door Prize Draw : Betty Stone

XMAS GIFT BAGS

Many thanks to Lorie Rogers for organizing pillows and pillowcases for Nanaimo teens in need this year. These will go to Nanaimo Youth Services Association to help young women and men under 19 involved in four programs: those who live in the 20 unit Youth Housing, many of them single young moms; those who live in the community on their own with support from the Supported Living staff; the downtown One Stop Drop-In program for at risk street youth, and CAP, a one-on-one program for young people with multiple issues, often including substance abuse, who are working to improve their lives. Since the pillowcase itself will be the gift bag, we ask that you bring your pillowcase (if you haven't already) and any items to go in the pillowcase in a plastic or paper bag or box. Please bring items to our November Guild meeting. We will also accept them at the Christmas potluck dinner. Suggested items (check the dollar stores, samples from hotels etc.):

We try to have at least these basics in all of the bags: bar soap or body wash, Shampoo, toothbrush, toothpaste, a washcloths, socks or gloves, **For Either:** mouthwash, scarves, toques, small notebooks, pens, pencils, felt pens, wallets, gum, breath mints, candy, chocolate bars, stainless steel water bottles, bus passes, coupons or gift certificates for Tim Horton's, Subway, MacDonald's, A&W, movies, gift cards for grocery stores, etc.

Boys: deodorant, disposable razors, shaving cream, after shave, playing cards.

Girls: hair supplies, tampons or panty liners, makeup, nail polish, chapstick or lip gloss, perfume, bath things, costume jewelry, deodorant, skin care cream, body lotion, emery boards, disposable razors, shave cream, mirror, journals, small sewing kits

Any questions? Call Sue Creba 250-753-3371 or suecreba@aquariusd.com

FOOD BANK

What a great start to the year. In September we filled all five boxes and there was a couple of full grocery store bags and in October we had a similar donation. Thank you everyone who participated.

This months suggestions are: Cans of Stew or other proteins of your choice, or the individual tubs of fruit cocktail or peaches or whatever fruit you choose six to a pack, these are on the regular shelf not in the refrigerated section, or tins of Hot Chocolate.

Our help is appreciated. Norma Franks.leave the meeting early.

BLOGSPOTTING

There are so many places we can go on the big World Wide Web. Some of these blogs are created by quilters right here on our own little Vancouver Island. People around the globe have the opportunity to connect with people that we know or are close to our homes. Some of these blogs are: <http://daphnegreig.blogspot.com/> **Daphne is a quilt teacher in Victoria.** <http://www.cindysthreadworks.com/blog/> **Cindy Scraba is one of our Guild members, Check out her adventures.**

<http://susanpm.blogspot.com/> **This is Susan Purney Marks blog and she and Daphne Greig have collaborated on several projects. She also lives in Victoria. Pippa Moore has a special connection with the women in Africa and has gone from her Vancouver Island home to help and teach. See her adventures on <http://kitambaa.blogspot.com/>** . Gladys Love from Campbell River writes about her foray into quilting after retirement. <http://fibresoul.blogspot.com/> . If any of you have been to the Cloth Castle in Victoria you would have met Nastasha. She is fun and always has something wonderful on the go. Check out her blog <http://joyofquilting-natasha.blogspot.com/> , Her sister also has a blog called <http://theroguequilter.blogspot.com/> . Cathy Miller AKA the Singing Quilter tells her tales of travel and singing on her blog <http://singingquilter.wordpress.com/> . One final spot for this month is Kathie Mackie who retired from Saskatchewan to Victoria and writes and showcases her latest projects and classes that she has taken.

<http://quiltingalongthegorge.blogspot.com/> . Check these out as there always more to explore. Until next month....Lorie Rogers

GUILD CHRISTMAS POTLUCK

On December 14th, 2011 we will have our holiday potluck at Brechin Church. The doors open at 5:30 p.m. and dinner is 6:00. Remember your plate, cutlery, mug and food bank donation. There will be raffles, door prizes and holiday punch. Bring a dish to share. (Can we ask that you label your dish for nuts due to allergies and anything that is gluten free). Also, it would be appreciated if more main dishes were brought as there are always an abundance of desserts. As everything is so good, if you bring a copy of your recipe we are going to try and place a few each month into the newsletter for all to enjoy. For some entertainment we would like to have a Seasonal Show and Share. Please bring something you made for the season and it doesn't have to be something you made recently. These treasures only come out for a few weeks a year and this would allow you to show others all the fun and glitzy placemats, runners, tree skirts, wall hangings and quilts or ??? As always, we could use more help the day of the potluck. If you would like to assist the rest of the team please email Arlene Ackerman at parmal@shaw.ca There will be announcements at our November guild meeting and one more insert in the December newsletter...start planning for this fun, yearly event. Your Christmas Potluck Committee

Program Committee Report for November

The October Garage Sale was a fun time. The sellers had a lovely assortment of treasures organized and ready for us to discover and come away with. Thank you to the Sewciabelles satellite group for organizing this event. They thought that this was an extremely easy event to organize, thanks to the great cooperation by the sellers and the members.

At the November meeting, Bev from Serge and Sew will be doing a presentation, and sharing some tips and ideas with us. She may have some items for sale, also.

Registrations for workshops continue. There are several choices for the New Year. Learn how to do Molasses with Val on February 25th. Kathy Klassen has a workshop March 11th called *Circle the Wagons*. Check out her website: www.kathrynquilts.com.

Later in March, Susan McGregor has a two-day workshop called *Touch of the Orient*. Daphne Greig has a workshop April 14th called *Sheers and Overlays*. Her website is www.daphnegreig.com. And finally, in May (5&6), Judy Farrow is doing a workshop called *Take a Leaf*. You may register with us at a guild meeting, or by contacting Linda Campbell at 250-756-3137 or trelin@shaw.ca

The Brechin Church and Community Association

held their annual Fun Fair on Sept. 25th at the church parking lot. Our guild was asked if we wanted to operate a booth. We said YES so that the community could see some of the quilts and placemats that our members have made for donation. We also had a large poster listing a number of the groups in Nanaimo that the guild helps out in one way or another. The response was wonderful! Not only did we get to enjoy the entertainment and sunshine but we were showered with many compliments on the quilts, etc. that were displayed. Unfortunately we had to disappoint a number of people who wanted to purchase some of the quilts. "Lucky people who get them", commented several individuals. Well done, ladies!

Nancy Lutes and Christine Hustins



Donation Quilt Committee Report More quilts have been donated by hard working guild members. We now have 1 twin size, 27 lap size, 21 baby size, 4 wheelchair and 4 preemie quilts. The committee expects to begin donations in the coming month.

Requests have been made this year for wheelchair quilts for Travelers Lodge and preemie quilts for the NICU at Nanaimo Hospital. As a reminder, wheelchair quilts should be either 36" x 40" or 38" x 48" and have ties approximately 2' long on each side near the top (to secure the quilt to the wheelchair). A pocket for Kleenex, glasses etc would be helpful also. Two recent donations were nicely made with fleece backings. This makes a warm quilt, less prone to sliding off, and can be made without batting if you choose. Preemie quilts should be approximately 36" x 36", made with a cotton or flannel top and a dark coloured flannel backing. They require no batting as they will be used to drape over the incubator of

newborn preemies to block outside stimulation. A darker backing will block more light and the flannel is cozy and resists slipping off the incubator. These quilts should not be tied, nor sewn with monofilament.



Flare Fabrics
BATIKS AND BOLD COTTONS

www.flarefabrics.ca

timeless treasure, robert kaufman, benartex
princess mirah, galaxy, hoffman, avlyn, riley blake
red rooster, fabrics that care, flannels, batiks, bolds
jelly rolls, layer cakes, fat quarters
patterns, kits



**Free shipping
in Canada!**

Both wheelchair and preemie quilts should be constructed to withstand lots of wash and wear. Both the Travelers and NICU staff want to let quilters know how much these gifts are appreciated by the recipients.

There will be backing available along with batting at the next guild meeting, and please remember to pick up a label so it can be attached before you bring your finished quilt in for donation. Thank-you!



FIBER ART SUPPLIES
LUTRADUR, KUNIN FELT
& PRESENCIA EMBROIDERY FLOSS



- * Needlework Supplies
- * Felting w/Merino Wool
- * 100% Cotton Fabric & Flannels

FREE pattern downloads
@ www.cambieartsupplier.com

THE PLACE FOR CREATIVITY
CAMBIE ART SUPPLIER

521 W57th Ave. Vancouver 604-323-1122



SERGE & SEW
250-390-3602
105 Nored Plaza, 6750 Island Hwy., Nanaimo

SEPTEMBER SPECIALS

- PFAFF Expression 2.0 with free Go Baby™
- PFAFF Expression 4.0 with free Tool Box
- Baby Lock Symphony with \$100 gift Certificate

Check our website www.sergesew.com
for EVENTS & SALES!

Authorized PFAFF & Baby Lock dealer
Servicing & repairs to most sewing machines & sergers.
Monday - Friday 10 - 5:30 Sat 10 - 5 Sundays closed

100 PILLOWCASE PROJECT UPDATE

We are coming down to the wire in order to fulfill the goal of the 100 pillows and pillowcases with treasures for the teens this Christmas. We have the Guild meeting in November to ensure that we meet the numbers and can pass them along to Sue Creba (suecreba@aquariusd.com) and her group who will handle their delivery to the various organisations that benefit from our donations. Sue places a list of ideas for the bags in the newsletter to assist you. Thanks to all who participated in making this project a reality and thanks to Sue who co-ordinates the handling of the Christmas gift bags. Lorie Rogers

HOMEWOOD RETREAT

Homewood is booked for the next year and we are hoping to get lots of registrations in this month to hold our place there. The retreat will take place from Nov 12-16. We don't know the exact cost yet but we expect it will be similar to 2011. Please get your registrations in this month at the guild meeting or deliver to Patty McRoy or Barb Waine if you would like to hold your spot for next year. Don't forget to fill in the application completely and hand in along with a post dated cheque (Dec 1, 2011) for \$50. If there are more registrations than places available, the lottery to determine who goes will occur early in December so you will know as soon as that occurs. If you have any questions please phone Patty at 250-758-8660

War of 1812 Quilts, Patterns, Fashions

For many months now I have been following Barbara Brackman's Blog about the American Civil War: Quilts, journals, letters and women's life and experiences. Barbara is a cultural historian, and an expert in quilt history and Fabrics. Her blog - <http://civilwarquilts.blogspot.com/> - is very well illustrated, and contains numerous links to other sources as well.

Now Barbara has announced a blog for 2012 about the quilts, fabrics, and fashions, etc. of the War of 1812 period. I recommend this site to anyone with an interest in this time, and especially so if you have an interest in materials and clothing - but these items tell stories anyone would find interesting. There will be new material posted each month. There are already 5 entries that are outstanding, and links to other information as well, including information about an upcoming quilt show by the Great Lakes Seaway Trail.

See the 1812 era quilt and piecing blog by Barbara Brackman at <http://quilt1812warandpiecing.blogspot.com/>

CHALLENGE QUILTS

Hello ladies, time to put your Put your quilted thinking caps on. This year's challenge is called "Name That Tune". Think of your favorite song, the one you turn up loud in your car when it comes on the radio, you sing it in the shower, or you remember that special thing you were doing when you heard it.

The challenge is to depict this song on a quilt. This challenge is in two parts, make one (or more) quilts that follow the criteria listed in the rules, turn it in at the April meeting and in May we will all vote on our favourites AND we everyone will try to correctly guess the songs being shown. Kits will be \$5.00 and will be available at the October and successive meetings.

Any questions contact Philippa at philzapf@telus.net

"Name That Tune" Challenge quilt kits available for \$5.00.

Please see Pat at the Program table at the afternoon meetings, or Philippa, at a table all by herself, in the evenings. There's a lot of great songs out there waiting for you to turn it into a quilt. No pressure, you have until April to turn it in.

Thank you for your participation: Philippa



**Huckleberry's
Fabrics Inc.**

1930 Ryan Road East

Comox, BC, V9M4C9

250-339-4059

1-877339-4059 Toll Free

e-mail :

sewfun@telus.net

*Our Truly Memorable Holiday
Season starts*

November 16/11-January 4/12



*Great Bernina
Specials*

Pick up

Your

Christmas

Flyer today



- Long Arm
Quilting
Services

• Fabrics

• Notions

• Gifts

www.kismetquilts.com



5334 Angyle St. Port Alberni BC V9Y 1T8

250.723.6605

lyrre@kismetquilts.com

BIB n' TUCKER QUILTING

November Specials

All flannels

All bright & kid prints

**25% off 35% off 2m or
more(same bolt)**

½ m minimum cuts

343 Bay Street (at Turner) Victoria BC
(Lower Rear GRAVEL YARD parking lot)
386-6512 (Mon- Thurs 10-4, Sat 12-4)

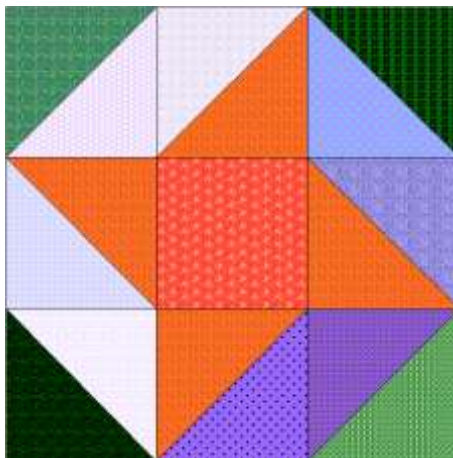
December Block of the Month

Thanks to everyone who made the October blocks and congratulations to our winner, Janet Knecht. We are continuing our colour theory theme as well as trying to offer interesting blocks. We will use, with permission, some of the ideas presented in Ionne McCauley and Sharon Pederson's book Color for the Terrified Quilter. If you are new to colour theory, read the notes on September's block for an explanation of the colour wheel and how to select a pleasing range of colours. from your stash.

This month we are using a triad colour scheme which uses 3 colours equally spaced around the colour wheel. Therefore you will use one of the following combinations: three primary, three secondary or three of the six tertiary colours. Use our combination or choose any of the 4 possible combinations, based on *your* fabric stash. Our block this month is a Friendship Star variation. Remember, accuracy in cutting and piecing is important. All seams are 1/4" unfinished.

Fabric Choices

We have chosen to use the three secondary triadic colours: orange, purple and green. A triad colour scheme will include either one cool and two warm or one warm and 2 cool colours. Make your choice based on the mood you wish to convey. Use subtle prints or tone-on-tones as much as possible. You may choose to use only one or two of each colour but the more variety



Triad Star

you use, the more interesting the block becomes and the more experience you get working with colour. Use two medium and 2 dark greens for the best effect.

Cutting:

Lt Purple 4: 4 7/8" x 4 7/8" Med Purple 4: 4 7/8" x 4 7/8"
 Med Green 2: 4 7/8" x 4 7/8"
 Dk Green 2: 4 7/8" x 4 7/8"
 Orange 4: 4 7/8" x 4 7/8"
 Orange 2: 4 1/2" x 4 1/2"

These patches will make 2 blocks. Enter both in the draw (Put your name in the bag twice if you do) or keep one to use in a placemat. To make a simple 12"x18" place mat, add a contrasting 3 1/2" strip on either side of the block. Sandwich like a pillow casing and quilt.

For those of you receiving printed copies, the star is orange, the 4 outer corners are green and the rest purple.

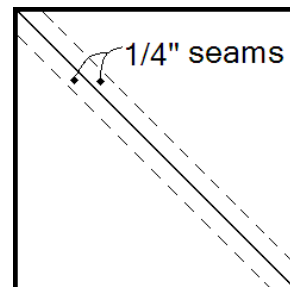
Construction:

Following the instructions make the half-square triangles for the points of the star

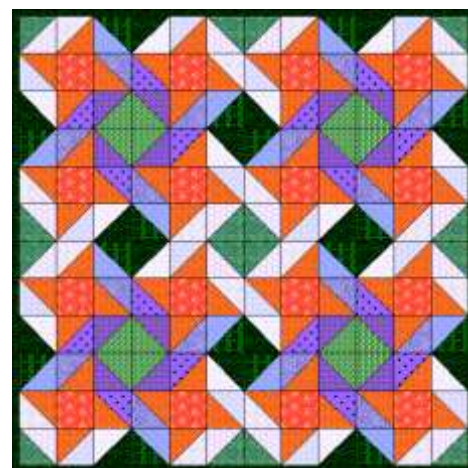
Half-square triangle construction

Place the 8 purple squares *wrong* side up and draw a pencil

line from corner to corner. Place 2 light and 2 medium purple squares on the four 4 7/8" orange squares, wrong sides together with purple fabric on top. Using the diagonal line as a guide, sew a 1/4" seam on either side of the pencil line (*See sketch below*). Cut on the diagonal line and press the seams away from the purple. Repeat with the remaining purple and green squares.



Now lay out the block according to the picture. Be sure to place the darker greens in opposite corners. Lay out the block on your table and assemble. Press.



Quilt using Triad Star

If you have any questions, suggestions or problems, please call me at 250-758-1185. Wishing you joy, Val Ansell and Sandra Radley.

Harvest Quilt Studio

Long Arm Quilt Services



Carol Bailey

by Appointment Only
 NANAIMO (250) 244-3655
www.harvestquilts.com



The Cloth Castle

Your One Stop Sewing Shop

Victoria's Exclusive Husqvarna Viking and Singer Dealer
www.clothcastle.com
 786 Goldstream Ave., Victoria BC V8B 2X8 250-478-2112

The Cloth Castle your exclusive Vancouver Island Handi Quilter headquarters! Studio frames and sit down quilting machines.



Handi Quilter Studio Frame

Made of high-quality steel, the HQ Studio Frame is a robust, professional-grade table and frame system for your home studio.



Handi Quilter Sweet Sixteen Sit Down

If you love to free-motion machine quilt but struggle to fit your project in a small throat space, you're going to love the HQ Sweet Sixteen®. Sixteen inches of throat space gives you room to quilt even a king-size quilt. The smooth surface of the included table allows your project to glide under the needle. The powerful motor handles quilting with ease and stitches up to 1500 stitches-per-minute. Choose your three favourite top speed settings, on the easy-to-use color touch screen and let the machine remember them.

Come in for a demo of either of these great machines!

The Cloth Castle your one stop sewing and quilting shop on Vancouver Island.

www.clothcastle.com

Your One Stop Quilting and Sewing Machine Store on Vancouver Island!

Clip & Save Coupon

Come in From
November 1 -
December 31, 2011

Save 30% off
Any One Pattern - Any Brand

Clip & Save Coupon

Come in From
November 1 -
December 31, 2011

Save 30% off
Any One Fabric Purchase

Hours: Sun. 12-4, Mon-Thurs. & Sat. 9:30-5:30, Fri. 9:30-9
Closed Holidays and Sundays in July & August

Snip & Stitch
SEWING CENTRE
NANAIMO

#1-4047 Norwell Drive
Nanaimo, B.C. V9T 1Y6

1.250.756.2176
1.800.789.1730

Email: info@snipandstitch.com
www.snipandstitch.com

Minutes of October Guild meeting

October 19th meeting was called to order

- Approval of the minutes was moved by Sue Creba and seconded by Lorna Brig
 - Minutes were carried
 - The Treasurers report was given
 - Correspondence
 - Fibers on the Hill (not available)
 - Receipt and thank you for 266.65 from Pippa Moore
 - Hospitality
 - 104 people signed in with 4 guests
 - Saturday is the newcomers tea
 - Norma Franks welcomes visitors
 - Committee reports
 - The program committee encourages sign up for courses or some may have to be cancelled due to lack of participation
 - Garage sale had good participation
 - At Nov meeting Serge and Sew will give a presentation
 - Need volunteer angels to help out with workshops
 - In February we will have mini demos and are looking for people to present demos
 - A reminder that there are Challenge Kits for \$5 at the table near the back
 - Christine Hustins asked that you sign the donation sheet when you donate Quilts, and mentioned that the premie quilts should be 36" by 36" and use dark flannel for the backing but you do not need batting.
 - Lorie Rogers showed some of the pillow cases for the challenge and said they are still collecting in Nov.
 - The Christmas Party will be Dec 14th at the church
 - Asked that more main dishes be brought for the pot luck as verses desserts
 - Please mark dishes that have peanuts or dishes that are gluten free as to make it easier for people
 - Patty Mc Cory has registration forms for the 2012 retreat. please contact Patty or Barb Wayne with \$50 deposit post dated to Dec 2011
- If there are too many applications then we will sort it out.
- Sheila Lake said the sewing bee for Haven house quilts will be Sunday January 29th 2012
 - There were kits for sale at the back and the sign up sheet
 - Leslie would be at the evening meeting and have the sign up sheet
 - The Place Matt committee spent their budget so so there is no more batting unless some is donated
 - The Place Matt's are much appreciated so it is asked that people continue to make and donate Place Matt's. The finished size is 12" by 18" and batting needs to be 13" by 19"
 - Membership there are 109 paid up members if there are more people wishing to pay fees please come to table
 - there will be no membership table in November but will be back in December

Did You Know? (the Nanaimo Quilt Guild Historians)

Twenty-five years ago Rick Hansen started his “Main in Motion” tour, by touring in a wheelchair 40,075 km around the world, to show the potential of people with disabilities when barriers are removed and to raise funds for spinal cord injury.

August 24, 2011, 25 years later almost to the day, Rick Hansen returned to Cape Spear, Newfoundland, to launch his latest adventure, a cross-Canada relay.

The Nanaimo Quilters’ Guild (NQG) made a quilt for Rick Hansen and his bride. The quilt pattern was “Trip Around the World”, the finished size was 83.5” x 98”.

The Guild decided to make the quilt into a quilt-a-thon for a fund raiser for the *Rick Hansen Man In Motion Fund*. The quilt was basted and placed into a frame and the members were encouraged to come out and quilt the quilt by hand. Pledge sheets were available for donations and as pledges were made squares were quilted on the quilt. The first quilt-a-thon was held on March 28, 1987 at the Country Club Mall and the second session was held on April 4 at the Woodgrove Mall. A donation in the amount of \$467.00 was given to the *Rick Hansen Man In Motion Fund*.

The quilt was finished and then registered in the NQG Registry May 14, 1987.

November 2011 Newsletter entry for

PLACEMAT COMMITTEE

The good and the not-so-good news: First the good news:

On Oct 4, the Nanaimo Meals on Wheels organization celebrated its 40th anniversary! Your Placemat Committee was on hand to represent the Guild and delivered 85 placemats and heartfelt birthday wishes.

I can report back to you, dear members and placemat contributors, that your gifts were gratefully received, and your creativity and work much admired!

These colourful placemats will brighten the recipients’ meals at Christmas. I am passing on to you a big “Thank you! Well done!” from the President Sharon Brown.

Now the not-so-good news:

To our amazement, all battings for placemats were “snapped up” at the September meeting and our budget for the entire Guild year has therefore been exhausted. This means that we cannot purchase additional batting.

We are now appealing to you to pleeeeee make some placemats using your own pieces of batting – perhaps remnants pieced together would work quite well and won’t be an added expense for you. If every member would kindly answer our call, we could be in very good shape “placemat wise”.

Thank you so much!

Ingrid Morton, Chairperson