

Nanaimo Quilters Guild

Volume 30 Issue 5 – January 2014

www.islandquilters.ca

Editor: nqg.news@yahoo.ca

Submission deadline for
Newsletter – 22nd each month.

Next Meeting:

January 22nd, 2014
doors open 1230p and 630p
meetings starts at 1p and 7p
Nanaimo Curling Club –
upstairs lounge 106 Wall Street

Next Executive Meeting:

Thurs January 9th 130p at
Country Grocer south end store

PLEASE REMEMBER:

Bring your:

- *Cup
- *Name Tag
- *Completed Workshop registration form and fees
- *Library books
- *Donation placemats and quilts
- *Show and Share
- *Change for raffle tickets
- *Food Bank donation canned goods, peanut butter

COFFEE BREAK

Thanks to all who bring treats for our break. January is for those whose last names start with I through L

MEMBERSHIP/HOSPITALITY

Please stop at the hospitality table to sign in and pick up your ticket for the name tag draw. You must be wearing your name tag in order to win. Please sign out if you leave early.

WEB LIASON

Sue Creba – Please send any photos or article for the website to:
suecreba@aquariusD.com

From our Presidents Pen

Well, here we are, starting a new year and as we look back on 2013, our Guild had a great year. Here are just some of the events that took place within the Guild. We started off 2013 with a very successful Quilt Bee for Haven House. We contributed over 130 quilts and presented them to Haven House at our February meeting. Good job by Vicky Zoltay. Carole Phinney and Marlene Jones and all those that participated in the annual event. Also, in February, we learned a few new sewing tricks at our Mini Demo hosted by our Program committee.

Of course, we can't forget all the preparations and planning for our fabulous Quilt Show in May of 2013. I still marvel at the talent in our group when I look back at the pictures of Quilt Show 2013. I think it is a real compliment when we have another Guild post our Quilt Show pictures on their website as a slide show. Our Quilt Shows always receive high praises and they just keep getting better. We are already in the early planning stages of our next Quilt Show in 2016, so it is not too early to get started on your submission for this show.

September 2013 proved to be very interesting as we had our first meeting in our new facility. We are still ironing out a few kinks in the setup, but on the whole, things are looking great. We are down slightly in our Membership as a few members did not renew. We have 18 new Members this year and we welcomed them to our Guild with a Newcomers Tea presented by the Scrappy Bag Satellite Group.

In October, the Program Committee put on a Garage Sale with members renting tables and selling their items. It was a fun day and of course we all went home with a lot of stuff we probably didn't need, but were excited about getting it for such a cheap price. The Guild had a table and members donated goods to be sold and we raised \$142.00.

Our December Christmas Pot Luck was just wonderful. Graham Gates's music filled the room and the decorations provided by the Curling Club added to the festivities. Of course, our Host, Arlene Ackerman provided us with a lot of entertainment with sing alongs and games. The tables were set up with lovely center pieces and one lucky person from each table was allowed to take it home. Again, we outdid ourselves in the food category. There was so much food and dessert that it was hard to decide what you wanted to eat. Thank you to all those Elves who served on this committee.

In 2014, we will be celebrating our 30th anniversary. We had a party for our 25th Anniversary, and although we won't be doing the same for this one, I am sure there will be special things happening throughout the year. The Picnic in June will be at Transfer Beach in Ladysmith and our theme will be our 30th Anniversary. In February, we hope to have the "Members Only" section on our website.

I have mentioned only a few events that happen within the Guild, and there will be a lot more happening in the months ahead. A special THANK YOU to all those serving on committees and making this all happen. I would also like to take this opportunity to thank Susan Weir who does a fantastic job in presenting us with our Newsletter each month.

Good Luck in the coming year and HAPPY QUILTING.
Lillian Charron/Caroll Rumo

Christmas Pot Luck Wrap Up

Today we had our post committee meeting for the pot luck and by all accounts the whole evening was a great success. The feedback was good and everyone enjoyed themselves. There were a few minor glitches, but nothing that can't be worked out before next year.

A few thank you's are in order. Firstly, the whole evening was about the music and we would like to thank Graham once again. The sing along was a huge hit. A special thanks to our new sing along leader Liz Simonson. You were the icing on the cake. We would like to book you for next year, if you are OK with that. Can we have your agent's number.

Also kudo's to all who helped with the set up and clean up. All went quite smooth we think. The food was again as always good and a nice variety. The decorations provided by the curling ring really added a festive touch.

We believe everyone had a good time. There were a few utensils, plates and potholders left over. Please claim these from me at the program table in January.

Last but never least. A big hug and thank you to Arlene Ackerman for her turn once again as MC. Always a delight. See you next year. If you have any suggestions for next year, we'll be pleased to consider them.

Submitted by Janet Knecht.

Here are the items left behind at the Pot Luck

- 1 large green plastic serving spoon
- 2 large metal serving spoons
- 1 white plate with gold coloured edging

they're very lonely and would like to find their way home to their kitchen friends - so please see Janet to be reunited....

Designs by Terri
....Long Arm Quilting.....
.....email:
quiltygirl59@gmail.com

quiltygirl55@gmail.com



Canadian.online.batiks+bolds

Free shipping
in Canada!

Starting at \$10.97/metre

www.flarefabrics.ca

info@flarefabrics.ca
1-888-973-5273

www.flarefabrics.ca

Library News January 2014

Happy 2014 Everyone! Hope you completed all your projects for Christmas 2013 and are ready to start on the 2014 ones!

Library will be open at the January meeting, but there will be NO library at the February meeting due to the space needed for the mini workshop programs.


Please get all your materials back in January so you can reload your bags with fresh materials!!

We are getting settled into the new area & working through the bumps of getting our routines organized for returns & checkouts.

For the afternoon meeting, library opens at coffee time, unless you are an executive member, then you can come in before the meeting to choose materials.

PLEASE return your materials before the meeting and if you wish to renew....put a note on each book so we can renew them and set them aside for you.

Thank you
The Library Team



Nine Patch Swap



FOR SALE
Nanaimo Quilt Guild
Pins - \$3.00

Please contact
Greta Simmons

November was another great success for our Nine Patch Swap, we had 37 members participate.

Here's a recap of what you do; bring in 12 identical 6 ½ inches blocks in a zip lock bag with your name and phone number on the bag. I will take the bags home and exchange the blocks with 12 others so you will get 12 different nine patch blocks the next month. Participate every month or on occasional months, it's up to you to decide how often you can join in.

The corner squares and the centre squares are to be the colour of the month colour. The four other squares are a cream colour fabric. Please use 100% cotton plain or tone on tone fabric, batiks work well for this project.

The amount of fabric required for your 12 identical blocks is 15 inches of 42 inch wide coloured fabric and 12 inches of 42 inch wide cream fabric, these measurements are generous. Your fabric will be cut into 2 ½ inch strips for your blocks, five strips of coloured fabric and four strips of cream fabric. **Remember to use a scant ¼ seam when sewing your blocks.** The following web site has instruction for strip piecing nine patch blocks, <http://www.daystyledesigns.com/9patchquiltblock.htm>

Colour for each month	January	Purple
	February	Green
	March	Rose
	April	Burgundy

Each month a reminder will be in the newsletter letting you know which colour to use.

Sherry Drebnicki
250 722-3757
sherryann.d@hotmail.com

The Food Bank (Loaves and Fishes)

Amid the festivities and delicious food of the Christmas potluck, members didn't forget those who would be hungry at Christmas time and twelve overflowing boxes of food were ready for the Food Bank pick-up. Thank you to all who contributed; a special mention goes to Linda R. who brought in several heavy bags of potatoes - very useful!

In January, we will resume the usual list of suggestions: canned goods, pasta and pasta sauce, and peanut butter.

Lil Kosmider, Marsha Whitmee and Yvonne Jans

Did You Know? How it all began...

January means the beginning of a new year, and as holiday decorations are packed away, new calendars are being hung up. Many of these will be marked with important dates to remember - Guild meetings, workshop, quilt shows, birthdays and anniversaries. This year the Guild marks several anniversaries. January will be the fifteenth (15th) year for the Quilt Bee for Haven House; the first donation quilts were handed out 25 years ago; the first collection of food for Christmas hampers started 27 years ago; placemats for Meals on Wheels started 19 years ago and gift bags began 13 years ago.

In October, the Guild will celebrate its 30th Anniversary. Most of the members have heard or read about **WHEN** the Guild began, but it seems only a few know **HOW** it all started.

Back in the 1980's in the Harewood Mall (now called the University Village Mall) there was a fabric store called Chez Cloth, which was managed by Kathy Johnson. Kathy was a quilter and she tried to carry items that quilters were looking for, and she began to offer quilting classes. It didn't take long before she realized both her students and local quilters were looking for something more. At the time there were only two Guilds on the Island. The first guild was the Victoria Quilters' Guild which registered itself in 1982 as a non-profit group, and up in the Parksville/Qualicum area, the Parksville Quilthouse Quilters' Guild had just formed. Quilters in Nanaimo wondered why there was no guild here - the idea sounded great - but on one knew how to get one going.

So Kathy stepped forward, and with the help of some of her students, they decided to hold a "Quilters Social," a one-day event to bring quilters in the area together to meet and discuss forming a guild. Kathy rented a room in the Bowen Park Complex, placed an ad in the local newspaper, went on the local cable channel and invited everyone who liked quilts or quilting to come out for the day, and to bring a quilt for show and tell.

On the second Saturday in June, quilters from all over the Island gathered in Bowen Park, Kathy took to the stage and spoke about quilts and quilting in general, but also about the possibility of starting a guild. Some of her students went on stage with the same message and spoke about how quilting had impacted their lives. Those who brought quilts for show and tell were invited to come to the front of the room, show their quilts, and share their stories. During this time, sign-up sheets were passed around asking you to sign if you were interested in forming a guild. By the end of the afternoon, 46 names formed a list of interested women.

During the summer two volunteers, Gail Wylie and Lauris Fuller, telephoned each name on the list and with the information gathered a decision was made to go ahead and form a guild.

The first meeting was held on October 4, 1984.

Marsha Whitmee and Greta Simmons



The Red Barn Quilt Shop

1180 Homewood Road
Campbell River 250-286-3600

2175 Cliffe Avenue
Courtenay 250-338-6634

5845 Trans Canada Highway
Duncan 250-737-1600

Stocking one of the Island's largest selections of Kaffe Fassett fabric including Shot Cottons New collections from Northcott, Free Spirit, Wilmington Prints and Moda.
Inspiration starts here



www.facebook.com/RedBarnQuiltShop



Hamels

FABRICS & QUILTING

Canada's Largest Online Quilt Shop

Drop by and Visit our
Quilting In The Country
Location
"Your Moda Pre-cuts Headquarters"

Directions:
Heading East or West on Highway #1, take the Lickman Road exit. Head south on Lickman Rd. for approx. 4 km. When you cross the railroad tracks, you are almost there.

Shop online at: www.hamelsfabrics.com
Toll Free Order Line : **1-877-774-2635**
Email: hamelsfabrics@shawcable.com
5843 Lickman Rd., Chilliwack, BC V2R 4B5

www.hamelsfabrics.com



Discover the world of sewing!
Wander through our store for a refreshing experience!

Your One Stop Quilting and Sewing Machine Store on Vancouver Island!

Visit our website for the latest news and information from Snip & Stitch. We've got it all for you!

Join Us the First Saturday of every month for 20% off Saturday. The Third Saturday is Fat 1/4 Frenzy!

Hours: Sun. 12-4, Mon.-Sat. 9:30-5:30 (Open Fri. night if there is a class.) Closed Holidays and Sundays in July & August

 "Like" us on facebook Snip & Stitch Sewing Centre
 Follow us on twitter @snipandstitch
 Join the conversation on our blog www.snipandstitchblog.wordpress.com

**Snip & Stitch**
SEWING CENTRE
NANAIMO

#1-4047 Norwell Drive
Nanaimo, B.C. V9T 1Y6
1.250.756.2176
1.800.789.1730
Email: info@snipandstitch.com
www.snipandstitch.com

www.snipandstitch.com

BIB n' TUCKER QUILTING

Beat the January blues

Dec 31 10-2 Jan 1 closed

All predominately blue prints
All white/ecru tone on tones

25% off – 35% off 2m or more (same bolt)
1/2 m minimum cuts

343 Bay Street (at Turner) Victoria, BC
(Lower Rear GRAVEL YARD parking lot)
386-6512 (Mon- Thurs 10-4, Sat 12-4)

Programme Report

Happy Holiday everyone. So there goes another year. They go so fast as you get older, just like Mama said they would. 2014 is starting, no time to waste.

First up. January, Potpourri Trunk Show. We need a few more members to show their stuff. This is a great opportunity for us regular quilters to show our quilts. You can review the categories from last months news letter. I challenge you to participate. Please give Bobbie Moss a call if you haven't signed up yet 250-746-6517 or bibbi888@shaw.ca

Short a few angels, so if you are interested in helping at some of the workshops please give Barb Wain a call or email at: 250-758-2267 or barwai07@telus.net
Great way to meet people if you are new to the guild.

February Mini Demo's: below is a list of presenters.

Debbie Van Otterloo	Fat Quarter Bag	Afternoon only
Penny Whittaker	English Paper Pc.	Afternoon and Evening
Linda Addison	3D Felting	Afternoon and Evening
Ginnie Thompson	Quilters Jelly Roll	Afternoon and Evening
Ann Crawford	Go Machine	Afternoon only
Ann Gillespie	Machine Embroidery for quilts	Afternoon only
Laja Bane	Hand Quilting	Afternoon only
Sherry Drebnicki	Square in a Square	Afternoon only
Leanne Sturgeon	Fat Quarter Bag	Evening
Linda Addison	3D Felting	Evening
Penny Whittaker	English Paper Piecing	Evening
Ginnie Thompson	Quilters Jelly Roll	Evening

Samples will be available for viewing at the January Meeting.
You can sign up at the beginning of the February meeting at the presenters table.

Ginnie Thompson provided this info on her demo: If you need to add that special something to your applique piece perhaps a flame, fireworks, frost or a textured hedge - quilters jelly might be the answer. You can use this technique to create a complete picture as well. If you think you are good at using up even the smallest scraps, think again. This technique could almost guarantee that you don't throw any of your precious scraps away ever again - you can even use your thread scraps! It's easy and fun.

IT'S A HIT! Due to popular demand we have managed to add a 2nd Pot Luck UFO day to our workshop schedule. March the 15th at Oliver Woods. 9 to 4. Bring your UFO's and a pot luck item. Your own utensils and we will give you the coffee and tea. Bring your sewing kits and machines and all that jazz. Sign up at the January Meeting. \$10 gets you a spot.

Regarding MAGIC TILES with Arlene Ackerman. If you need a pattern please let us know so we can order them. This must be done no later than the end of January. Class date is March 29th. Arlene would like to chat for a few minutes at the January meeting during coffee both afternoon and evening about your colour choices for this project. If you can't be at the January meeting then e mail her with your phone number and she can call you. She just wants this to be a great project that you will love.

The February workshop One Block Wonder with Cathy Martino is a go.
Hope to see you there. February 9th and 23rd, both Sundays at Oliver Woods.
Bring your own lunch, coffee and tea will be provided.

Texture without Drama with Cindy Scraba is Saturday April 26th. Oliver Woods.
This class is filling up now, but there is still room.

Last but not least is the Sewing Studio Tour. This event is proving very popular and we have lots of fun planned for the wrap up of this day. We are all getting quite excited to see this come to fruition. There will be tons of prizes and goodies at the conclusion of the day. We will be meeting afterwards at a members house for reflection, goodies, treats, prizes etc.....
Going to be a great little party. The date for this is Saturday May 24th.
We will provide more details as the time gets closer.

NEW BLOOD NEEDED. We are encouraging new members and seasoned ones too. There are a few spots available to help us on the program committee come next September. But we would like to see you sooner so you can get the feel of this committee and help with new ideas for next year. Its a comfortable and easy way to meet people and feel involved. Not really hard to work with this group. Please see us in the new year, and get involved.

Submitted by Janet Knecht
quiltyjan@gmail.com



SERGE & SEW
www.sergesew.com
250-390-3602
Quilting Fabrics, Notions, Books, Patterns & Classes
On-line shopping
Authorized PFAFF & BABY LOCK dealer:
Service & repairs to most sewing machines & sergers
105-6750 Island Hwy. N. Nanaimo, BC
Mon. - Fri. 10-5:30pm, Sat. 10-5pm

www.sergesew.com



Quilter's Dream Fabrics
*The Largest Selection of Asian and Batik
Quilting Cottons in the Lower Mainland*

Just Arrived:
Vintage, used and unused, kimono silks
Vintage, unused, yukata cottons
Hobbs Tuscan Silk batting
Hobbs Heirloom Wool batting

- *Asian Fabrics* by Kona Bay, Robert Kaufman, Hoffman, Blank Textiles, Seven Islands
- *Bali Batiks* by Hoffman, Robert Kaufman, Moda, Island Batiks
- A fabulous collection of Quilting Books
- Kits and pre-cuts also available

A home-based, retirement business – Come Visit!

Studio Open Hours:
Monday – 1 PM to 5 PM, Saturday – 10 AM to 4 PM

2726 W 38th Ave., Vancouver, BC
604-250-8698

www.quiltersdreamfabrics.com

www.quiltersdreamfabrics.com

*Kaleidoscope
Quilt Company*

Fabrics ★ Notions
Quilting Classes

#2-4715 Trans Canada Highway Duncan B.C V9L 6L2
(@ Whippletree Junction)
www.kaleidoscopequiltcompany.ca
kaleidoscopequiltcompany@gmail.com
Tel. 778-455-4715



www.kaleidoscopequiltcompany.ca

Quilt Bee

Reminders:

- Saturday, January 25, 2014 at the Oliver Woods Community Centre...9 to 4.
- Pot luck lunch...bring your (absolutely fabulous favorite) dish to share. Don't forget your plate/cutlery/mug.
- Bring your sewing supplies (of course).
- Each team supplies fabric for the top and the Guild provides batting and backing fabric for a lap-sized quilt that is approximately 45" x 60".
- If you are unable to be present at the Bee we welcome your participation by donation of a quilt (or two!).

Look forward to seeing you at our 15th Quilt Bee.

Quilt Bee Committee
Carole Phinney, Vicki Zoltay, Marlene Jones

**Tis the season to...
Let It Sew!** Nov 14 - Jan 17

Save up to \$400 instantly on a new BERNINA/bernette
Download & print your coupons at LetItSew.net

Enter to Win a B 330

HUCKLEBERRY'S
A QUILTER'S PARADISE FABRICS INC.

BERNINA
SALES SERVICE SUPPORT

1930 Ryan Road East, Comox, BC
250-339-4059
Toll Free 1-877-339-4059
sewfun@telus.net

Find us on Facebook



786 Goldstream Ave. Victoria BC V9B 2X6
250-478-2112 www.clothcastle.com

Studio quilting frames, sit down quilting machines,
embroidery machines and sewing machines.
Sales, service and "sew" much more.



Your one stop; Sewing, Quilting and Knitting shop!
Come and visit the largest shop on Vancouver Island!

www.clothcastle.com



MONDAY	TUESDAY	WEDNESDAY	THURSDAY	FRIDAY	SUNDAY
BOOKS & PATTERN	TOONS TUESDAY	DOUBLE PUNCH DAY	KNITTING NOON	QUILTING COMMON	HOME DECOR

www.clothcastle.com



Quality Threads & Essentials
for Quilters, Stitchers,
Appliqué, FibreArts

online Thread Candy Shoppe

www.CindysThreadworks.com

Cindy Scraba
Follow Cinderella's Blog & Column
Thread Talks/Workshops/Trunk Shows

cindysthreadworks@telus.net
250.738.0560
Vancouver Island, BC

www.CindysThreadworks.com

Placemat Committee

We hope everyone had a very Happy Holiday Season! Christmas is a time of giving and thanks to all the members who contributed these beautiful placemats, the Guild was able to be very generous this year with respect to placemat donations. Thank you all so much!

We donated 10 placemats to Ladysmith Meals on Wheels, 30 placemats to Nanaimo Meals on Wheels and 200 placemats to the Salvation Army for their Christmas Hamper Program. Laura and I attended the Christmas luncheon for the Mid Island Abilities Society (formerly Seniors Visiting Society) and handed out our placemats to all in attendance. They were very much appreciated, as usual.

We have approximately 65 placemats left to go toward our donations for 2014. So please, gather up your scraps of fabric and keep those placemats coming! We will need all our members to make at least two placemats so that we can be just as generous next year. We will still have some batting and backing at the Placemat Committee table at the Guild meetings. We are also still collecting Chemo Hats.

Placemat Committee Team
Heather Henderson, Ingrid Morton, Laura Beswick, and Nancy Lutes


Raffles Christmas Potluck

As usual the sales of the tickets were fast and furious. Maggie and I were able to keep up with the demand and were able to put some smiles on the winner's faces. When we meet again there will be plenty of chances for the other people that didn't win, keep buying, as the old saying goes, "You never Know" and you won't know if you don't buy tickets and try. Remember it is for a good cause! Since we joined the afternoon and evening meeting, there were a lot of prizes to pass out.

Here are the winner's;
Mystery Fabric: 1) Debra Cox 2) Linda Robinson
Raffle Draws:
1) Danna Roncin 2) Norma Franks 3) Lil Kosmider 4) Sandra Rodley 5) Vicki Zoltay 6) Moire Port 7) Heather Henderson 8) Morie Port 9) Arlene Ackerman

There was no Show and Share so hence no prizes. All the best in the New Year!

Debbie Van Otterloo and Maggie Pickard



Natural Surroundings
Ionne McCauley
textile artist

The Old School House Arts Centre Gallery
January 13 - February 2, 2014

www.ionnequilts.com

www.ionnequilts.com

Current Threads 2014
VANCOUVER ISLAND SURFACE DESIGN ASSOCIATION

January 4th - February 8th

Opening Reception
January 11th 2014
1:00pm-3:00pm
Artists will be in attendance



SURFACE DESIGN
ASSOCIATION
surfacedesignvi.org

PARTICIPATING ARTISTS

Barbara McCaffrey
Dale MacEwan
Diana Caleb
Donna-Fay Digance
Elserine Sprenger
Gillian Smith
Gloria S. Daly
Jo Ann Allan
Joanna Rogers
Judi MacLeod
Karen Selk
Kristin Rohr
Lesley Comassar
Lesley Turner
Linda Wallace
Margie Preninger
Marny Stevenson
Morag Orr-Stevens
Shannon Wardroper
Susan Duffield
Susan Purney Mark
Terri Bibby



NANAIMO
art gallery

DOWNTOWN GALLERY
150 Commercial Street
Nanaimo, BC V9R 5G6
www.nanaimoartgallery.com

Current Threads 2014
January 4th-February 8th

Cover image
Snow Country #2
Gloria S. Daly

www surfacedesignvi.org



- Long Arm Quilting Services
- Fabrics
- Notions
- Gifts

www.kismetquilts.com

5334 Argyle St. Port Alberni BC V9Y 1T8
250.723.6605 lyne@kismetquilts.com

www.kismetquilts.com

Invitation from the Victoria Quilt Guild

Hello local guilds

We are bringing in some very talented quilters and teachers and want to share them with other groups. These teachers may already be visiting your guild, or you may wish to contact them directly and have them visit your guild while they are on the Island. We are happy to coordinate their visits and share expenses.

We are not always able to fill our workshops. The Victoria Quilt Guild is opening their workshops to other guilds 6 to 8 weeks before the scheduled class dates when there are vacant spaces. A small surcharge will be added to the registration for those who are not members of Victoria Quilters Guild. We run the workshops at cost recovery, and fees just cover our expenses.

Click on the the VQG website, <http://www.victoriaquiltersguild.org/> for more information on each class and sample pictures. To register, send an email through the VQG workshop link to enquire about space.

Variation on Log Cabin With Valerie Boode

Date: Saturdays, January 25, 2014 and February 1, 2014

Place: [*Salvation Army Citadel.*](#)

Cost: Workshop Fee \$85.00 (opens to non VQG Guild members, Dec. 1, Fee \$\$93)

Skill Level: Beginner to advanced

Valarie is an excellent presenter and teacher. She owned a quilt shop and long arm quilting business in Alberta before moving to Victoria. Our members have enjoyed her teaching and presentations, and are always amazed at her wonderful color selections and quilting. is one of the basic quilt blocks in traditional quilting. Valerie designed this quilt to provide a good experience for beginners who may not be familiar with Log Cabin, as well as the advanced quilter who loves the pattern and wants to explore block, and placement variations. We will make five different variations in three different sizes, and combine them into a sampler quilt suitable for use as a lap cover or tablecloth.

This workshop will be offered on two consecutive Saturdays with time in between to work on the assignments.

Signups continue at our regular Guild meetings. You may also email workshops@victoriaquiltersguild.org or phone Linda Cash [250 294-5801] or Adaline O’Gorman [250-592-0477] for more information and to register.

2 day Chicken Challenge with Ann Shaw (open registration to other guilds. Feb 12, 2014)

Ann Shaw will be presenting a trunk show, and teaching us how to design and paper piece in her class, The Chicken Challenge March 12 and 13th. Ann is teaching Ruth McDowell’s techniques. Lucky us, Ruth McDowell is being inducted into the Quilters Hall of Fame in 2014. Check out Ann’s website <http://annshawquilting.com/favicon.ico>. This is a design, technique, and construction class for amazing paper piecing. Bring a picture if you want to make your own chicken, owl, or other wild thing.

Connie Sue Haidle will teach Quick-Prep Applique Workshop on June 9th, with a Trunk Show Presentation to the Guild scheduled for June 10th..

Connie is designing blocks for each guild she is visiting on her journey across the country to the Yukon. Here is a link to her web site and her newsletter, <http://www.appleblossomquilts.com/> so you can follow along and see what she will be doing on the Island. Connie has just released new DVDs on her hand applique methods. She also has patterns and great tips on her website. We are not always able to fill our workshops.

POTLUCK UFO MINI RETREAT

March 15, 2014

Oliver Woods Community Centre - 9 a.m. to 4 p.m.



Super Hug

Back By
Popular



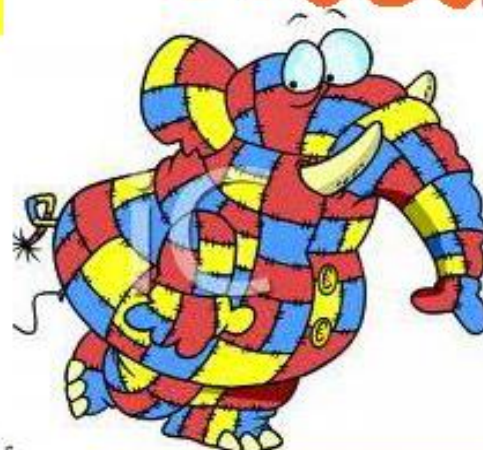
M
A
T
E
R
I
A
L

M
A
S
T
E
R
P
I
E
C
E

POT LUCK LUNCH
BRING YOUR FAVORITE



CREATIVITY IS MESSY



UNFINISHED QUILT GUILT



Quilting Is Cheap Therapy
Well Almost Cheap